

INDEPENDENT AUDITOR'S REPORT
AND FINANCIAL STATEMENTS

AUDITORS' REPORT
ON THE ACCOUNTS
OF
GACHIHATA AQUA CULTURE
FARMS LIMITED
FOR THE YEAR ENDED 30TH JUNE, 2024

 এ, হক এন্ড কোং
A. HOQUE & CO.
CHARTERED ACCOUNTANTS

KHAN MANSION, (5th Floor)
107, Motijheel Commercial Area
Dhaka-1000, Bangladesh.
Tel : +880-2223382786, 9564295
Cell : 01713-016084
E-mail : a.hoquecompany@gmail.com
Web : www.ahoquecompany.com

REPORT AND ACCOUNTS

FOR THE YEAR/PERIOD ENDED _____

**INDEPENDENT AUDITORS' REPORT
TO THE SHAREHOLDERS OF GACHIHATA AQUA CULTURE FARMS LIMITED**

Report on the Audit of the Financial Statements

Qualified Opinion

We have audited the financial statements of Gachihata Aqua Culture Farms Limited (the Company), which comprise the statement of financial position as at 30th June, 2024, the statement of profit or loss and other comprehensive income, statement of changes in equity and statement of cash flows for the year then ended, and notes to the financial statements, including a summary of significant accounting policies and other explanatory information as described in note no. 1 to 41 and Annexure-A.

In our opinion, except for the effects of the matter described in the Basis for Qualified Opinion section of our report, the accompanying financial statements present fairly, in all material respects, the financial position of the Company as at 30th June, 2024, and its financial performance and its cash flows for the year then ended in accordance with International Financial Reporting Standards (IFRSs).

Basis for Qualified Opinion

Biological Assets (Capital Stock)

As disclosed in the note no. 5.02 of the financial statements regarding Biological Assets (Capital Stock) of Tk. 380,250. The amount includes plantation. As per IAS 41, these assets have been fallen under Biological Assets. Biological Assets within the scope of para 12 of the IAS 41 are measured on initial recognition and at subsequent reporting dates at fair value less estimated cost to sale except for the case described in paragraph 30 where the fair value cannot be measured reliably. It has been valued the asset by the company at Historical Cost which is a departure from the compliance of IAS 41. Management did not perform any fair value calculations and hence we do not have the necessary information to quantify the misstatement. Consequently we are unable to quantify the necessary adjustable amount for the relevant financial statement.

Deferred Tax

The Company has not calculated any deferred tax for a significant years. The company has not filled for tax assessment for several years. The Company was unable to produce proper financial records and papers to us to calculate that amount. Therefore, we are unable to quantify necessary adjustment amount for the relevant financial statement.

Lease Liability

No details of subsequent cost less any accumulated depreciation alongwith impairment losses of right of use assets and the adjusted amount for certain re-measurement of the lease liability were produced to us for verification of subsequent cost of lease assets alongwith the impairment losses of Right Use of Assets and the same balance is being carried forward years together.

Reserve for Dividend

As explained in note no. 10.02 reserve for dividend declared amounting to Tk. 13,786,000 represents undistributed dividend brought forward since 2002 but no separate bank accounts has been maintained for the un claimed dividend and the Company did not transfer to Capital Market Stabilizer Fund. This is a violation of Directive of Bangladesh Securities & Exchange Commission vide no. BSEC/CMRRCD/2021-391/20/Admin/121, dated 1st June, 2021.

Workers Profit Participation Fund (WPPF)

Workers Profit Participation Fund (WPPF) has not been opened and maintained in accordance with Section 232 of Bangladesh Labour Act, 2006.



Emphasis of Matters

Compliance of Section 90(1) of the Companies Act, 1994

In case of compliance of Section 90(1) of the Companies Act, 1994 regarding the Directors obligatory, the minimum of number of 3 (three) Directors has not been complied. Our opinion is not modified in respect of this matter.

Corporate Governance Code

In pursuance of Commission’s Notification No. BSEC/CMRRCD/2006-158/207/Admin/80 dated 30th June, 2018 issued under Section 2CC of Securities and Exchange Ordinance, 1969 vide codition no. 9 that at least one fifth ($\frac{1}{5}$) of total number of directors in the Company’s Board shall be independent directors; any fraction shall be considered to the next integer or whole member for calculating number of independent directors but in this case no compliance has been made. Our opinion is not modified in respect of this matter.

We conducted our audit in accordance with International Standards on Auditing (ISAs). Our responsibilities under those standards are further described in the *Auditors’ Responsibilities for the Audit of the Financial Statements* section of our report. We are independent of the Company in accordance with the *International Ethics Standards Board for Accountants’ Code of Ethics for Professional Accountants (IESBA Code)* together with the ethical requirements that are relevant to our audit of the financial statements in Bangladesh, and we have fulfilled our other ethical responsibilities in accordance with these ethical requirements and the IESBA Code. We believe that the audit evidence we have obtained is sufficient and appropriate to provide a basis for our qualified opinion.

Key Audit Matters

Key audit matters are those matters that, in our professional judgment, were of most significance in our audit of the financial statements for 2024. These matters were addressed in the context of the audit of the financial statements as a whole, and in forming the auditor’s opinion thereon, and we do not provide a separate opinion on these matters. For each matter below, our description of how our audit addressed the matter is provided in that context.

We have fulfilled the responsibilities described in the Auditor’s responsibilities for the audit of the financial statements section of our report, including in relation to these matters.

Accordingly, our audit included the performance of procedures designed to respond to our assessment of the risks of material misstatement of the financial statements. The results of our audit procedures, including the procedures performed to address the matters below, provide the basis for our audit opinion on the accompanying financial statements.

| Key Audit Matters | How our Audit addressed the Key Audit Matters |
|---|--|
| <p>Revenue Recognition</p> <p>The company has reported revenue of Tk. 57,388,220 for the year ended 30th June, 2024 is recognized in the statement of Profit or Loss and Other Comprehensive Income. Accounts.</p> <p>Following the application of the revenue recognition standard (IFRS 15, Revenue from Contracts with Customers), the Company adopted its accounting policies.</p> <p>Under IFRS 15 revenue is recognized when a performance obligation is satisfied by transferring control over a promised good or service to a customer.</p> | <p>Our procedures included obtaining an understanding of management’s revenue recognition process, we tested a sample of transactions to verify whether the revenue was accounted for in accordance with the revenue accounting policy as disclosed in note Nil and Nil of the financial statements. In addition, we assessed whether the disclosed revenue accounting policy was in accordance with relevant accounting standards.</p> <p>For the revenue recognized throughout the year, we tested selected key controls, including results reviews by management, for their operating effectiveness and performed procedures to gain sufficient audit evidence on the accuracy of the accounting for customer contracts and related financial statement captions.</p> |



| Key Audit Matters | How our Audit addressed the Key Audit Matters |
|---|--|
| <p>Goods are considered as transferred when (or as) the customer obtains control of that goods. Revenue from sale of goods is measured at the fair value of the consideration received or receivable net of returns and allowances, trade discounts, rebates and Value Added Tax (VAT).</p> <p>The Company's revenue recognition policies and procedures are not complex and revenue is recognized at a point in time when the control of the manufactured goods is transferred to the customers.</p> <p>We identified revenue recognition as a key audit matter because revenue is one of the key performance indicators of the Company and therefore there is an inherent risk of manipulation of the timing of recognition of revenue by management to meet specific targets or expectations.</p> <p>We focused on the proper cut-off of sales to the Company's customers due to the fact that the documents of confirmation of dispatch of goods were provided by numerous transporting agencies based on different locations. There is a risk of differences between the timing of invoicing of products and the dispatch of the products to the company's customers.</p> <p>See note no. 3.05 and 11.00 to the financial statements</p> | <p>With regard to the implementation of IFRS 15 we verified management's conclusion on assessing different types of contracts and the accuracy of the revised accounting policies in light of the industry specific circumstances and our understanding of the business. We tested the appropriateness of the accounting treatment on a sample basis. In addition, we verified the accuracy of IFRS 15 related disclosures.</p> <p>These procedures included reading significant new contracts to understand the terms and conditions and their impact on revenue recognition. We performed enquiries with management to understand their risk assessments and inspected meeting minutes to identify relevant changes in their assessments and estimates.</p> <p>Our audit approach was a combination of test of internal controls and substantive procedures which included the following:</p> <ul style="list-style-type: none"> * Evaluated the design of internal controls relating to recording of efforts incurred and estimation of efforts required to complete the performance obligations. * We conducted substantive testing of revenue recorded over the year using sampling techniques by examining the relevant supporting documents including sales invoices and depot wise sales bank reconciliation report, bank statement and also, we confirmed selected customers' receivable balances at the balance sheet date, selected on a sample basis by considering the amount outstanding with those customers. * We specifically put emphasis on those transactions occurring close before or after the balance sheet date to obtain sufficient evidence over the accuracy of cut-off. * We tested the completeness of journal entries compared to financial statements; as well as if there any exception existed that the debit accounts of sales recognition were not related to cash and bank, trade receivable or advances from customers. * Finally assessed the appropriateness and presentation of disclosures against relevant accounting standards. |
| Valuation of Inventory | How our Audit addressed the Key Audit Matters |
| <p>The Company had inventory of Tk. 23,269,284 at 30th June, 2024.</p> | <p>We tested the appropriateness of management's assumptions applied in calculating the value of the inventory provisions by:</p> <ul style="list-style-type: none"> ◆ evaluating the design and implementation of key inventory controls operating across the company, including those at a sample of, factory production house, warehouse, and sales depots; |

| Valuation of Inventory | How our Audit addressed the Key Audit Matters |
|---|---|
| <p>Inventories consisting of cattle, fisheries and raw materials are valued at lower of cost and net realizable value. Cost of inventories include expenditure incurred in acquiring the inventories, production or conversion costs and other costs incurred in bringing them to their existing location and condition.</p> <p>Cost of inventories is determined by using the weighted average cost formula. Where necessary, allowance is provided for damaged, obsolete and slow-moving items to adjust the carrying amount of inventories to the lower of cost and net realizable value.</p> <p>Net realizable value is based on estimated selling price in the ordinary course of business less the estimated costs of completion and the estimated costs necessary to make the sale.</p> <p>Moreover, the process of estimating provision for inventories is judgmental and complex. Due to high level of judgment involved and use of some manual process in estimating the provision and net realisable value of inventories, we considered this to be a key audit matter.</p> <p>See note no. 3.04 and 6.01 to the financial statements.</p> | <ul style="list-style-type: none"> ◆ evaluating internal controls to monitor or keep track of Inventory Movement; ◆ attending inventory count on 30th June, 2024 and reconciling the count results to the inventory listing to test the completeness of data; ◆ comparing the net realizable value, obtained through a detailed review of sales subsequent to the year-end, to the cost price of a sample of inventories; ◆ reviewing the historical accuracy of inventory provisioning, and the level of inventory write-offs during the year; ◆ challenging the completeness of inventory provisions through assessing actual and forecast sales of inventory lines to assess whether provisions for slow moving/obsolete stock are valid and complete; ◆ evaluating the correctness of the batch wise costing of final products; ◆ evaluating the correctness of the valuation of raw materials and packing material as per weighted average method; ◆ reviewing the calculation of standard labour hours and their regular comparison with actual labour hours of production; and reviewing the process of valuing work-in-process; ◆ we have also considered the adequacy of the Company's disclosure in respect of the levels of provisions against inventory. |
| Current Tax Provisioning | How our Audit addressed the Key Audit Matters |
| <p>Current Tax provision amounting Tk. 344,329.</p> <p>At the year end the company reported total income tax expense (Current Tax) of Tk. 344,329, the calculation of the tax expense is a complex process that involves subjective judgments and uncertainties and require specific knowledge and competencies.</p> <p>We have determined this to be a key audit matter, due to the complexity in income tax provisioning.</p> | <p>Our audit procedure in this area included, among others:</p> <p>Use of own tax specialist to assess the company's tax computation. Our tax specialists were also taking into account the company's tax position and our knowledge and experience of the application of relevant tax legislation.</p> <p>To analysis and challenge the assumption used to determine tax provision based on our knowledge and experience of the application of the local legislation.</p> <p>Evaluating the adequacy of the financial statement disclosure, including disclosure of key assumption judgments and sensitive related to tax.</p> |

| Current Tax Provisioning | How our Audit addressed the Key Audit Matters |
|--|---|
| See note no. 3.13(a) and 10.05 to the Financial Statements. | We obtained an understanding, evaluated the design and tested the operational effectiveness of the Company's key controls over the recognition and measurement of Deferred Tax Assets and Liabilities and the assumptions used in estimating the future taxable expense of the company. |
| Measurement of Deferred Tax Liability | How our Audit addressed the Key Audit Matters |
| <p>The Company reported net deferred tax liability totalling Tk. 813,556,334 as at 30th June, 2024.</p> <p>Significant judgement is required in relation to deferred tax liability as their liability is dependent on forecasts of future profitability over a number of years.</p> <p>See note no. 3.13(b) and 9.04 to the financial statements.</p> | <p>We also assessed the completeness and accuracy of the data used for the estimations of future taxable expense/income.</p> <p>We evaluated the reasonableness of key assumptions, timing of reversal of temporary differences and expiration of tax loss carry forwards, recognition and measurement of Deferred Tax Liability.</p> <p>We assessed the adequacy of the company's disclosures setting out the basis of deferred tax liability balances and the level of estimation involved.</p> <p>We also assisted in evaluating the tax implications, the reasonableness of estimates and calculations determined by management.</p> <p>Finally assessed the appropriateness and presentation of disclosures against IAS 12 Income Tax.</p> |

Other Information

Management is responsible for the other information. The other information comprises all the information included in the Annual Report but does not include the financial statements and our auditors' report thereon. The Annual Report is expected to be made available to us after the date of this auditors' report.

Our opinion on the financial statements does not cover the other information and we do not express any form of assurance conclusion thereon.

In connection with our audit of the financial statements, our responsibility is to read the other information identified above when it becomes available and, in doing so, consider whether the other information is materially inconsistent with the financial statements or our knowledge obtained in the audit or otherwise appears to be materially misstated.

After going through the Annual Report, if we conclude that there is a material misstatement therein, we are required to communicate the matter to those charged with governance. We have nothing to report in this regard.

Responsibilities of Management and those charged with Governance for the Financial Statements and Internal Controls

Management is responsible for the preparation and fair presentation of Financial Statements in accordance with IFRS's, The Companies Act, 1994, The Securities and Exchange Rules, 1987 and applicable laws and regulations and for such internal control as management determines is necessary to enable the preparation of financial statements that are free from material misstatement, whether due to fraud or error. The Companies Act, 1994 require the management to ensure effective internal audit, internal control and risk management functions of the Company.

In preparing the financial statements, management is responsible for assessing the Company's ability to continue as a going concern, disclosing as applicable, matters related to going concern and using the going concern basis of accounting unless management either intends to liquidate the Company or to cease operations or has not realistic alternative but to do so.

Those charged with governance are responsible for overseeing the Company's financial reporting process.

Auditors' Responsibilities for the Audit of the Financial Statements

Our objectives are to obtain reasonable assurance about whether the financial statements as a whole are free from material misstatement, whether due to fraud or error, and to issue an auditor's report that includes our opinion. Reasonable assurance is a high level of assurance, but is not a guarantee that an audit conducted in accordance with International Standards on Auditing (ISAs) will always detect a material misstatement when it exists. Misstatements can arise from fraud or error and are considered material if, individually or in the aggregate, they could reasonably be expected to influence the economic decisions of users taken on the basis of these financial statements.

As part of an audit in accordance with International Standards on Auditing (ISAs), we exercise professional judgment and maintain professional skepticism throughout the audit. We also:

- ✦ Identify and assess the risks of material misstatement of the financial statements, whether due to fraud or error, design and perform audit procedures responsive to those risks, and obtain audit evidence that is sufficient and appropriate to provide a basis for our opinion. The risk of not detecting a material misstatement resulting from fraud is higher than for one resulting from error, as fraud may involve collusion, forgery, intentional omissions, misrepresentations, or the override of internal control.
- ✦ Obtain an understanding of internal control relevant to the audit in order to design audit procedures that are appropriate in the circumstances, but not for the purpose of expressing an opinion on the effectiveness of the Company's internal control.
- ✦ Evaluate the appropriateness of accounting policies used and the reasonableness of accounting estimates and related disclosures made by management.
- ✦ Conclude on the appropriateness of management's use of the going concern basis of accounting and, based on the audit evidence obtained, whether a material uncertainty exists related to events or conditions that may cast significant doubt on the Company's ability to continue as a going concern.

If we conclude that a uncertainty exists, we are required to draw attention in our auditors' report to the related disclosures in the financial statements or, if such disclosures are inadequate, to modify our opinion. Our conclusions are based on the audit evidence obtained up to the date of our auditors' report. However, future events or conditions may cause the Company to cease to continue as a going concern.

- ✦ Evaluate the overall presentation, structure and content of the financial statements, including the disclosures, and whether the financial statements represent the underlying transactions and events in a manner that achieves fair presentation.

We communicate with those charged with governance regarding, among other matters, the planned scope and timing of the audit and significant audit findings, including any significant deficiencies in internal control that we identify during our audit.

We also provide those charged with governance with a statement that we have complied with relevant ethical requirements regarding independence, and to communicate with them all relationships and other matters that may reasonably be thought to bear on our independence, and where applicable, related safeguards.

From the matters communicated with those charged with governance, we determine those matters that were of most significance in the audit of the financial statements of the current period and are therefore the key audit matters. We describe these matters in our auditors' report unless law or regulation precludes public disclosure about the matter or when, in extremely rare circumstances, we determine that a matter should not be communicated in our report because the adverse consequences of doing so would reasonably be expected to outweigh the public interest benefits of such communication.


We have not come across any key audit issues for the year under audit and as such nothing is reportable.

Report on Other Legal and Regulatory Requirements:

In accordance with the Companies Act, 1994, International Standards on Auditing (ISAs) and the Securities and Exchange Rules, 2020, we also report that:

- (a) we have obtained all the information and explanations which to the best of our knowledge and belief were necessary for the purposes of our audit and made due verification thereof;
- (b) in our opinion, proper books of account as required by law have been kept by the company so far as it appeared from our examination of those books adequate for the purposes of our audit;
- (c) the company's Statement of Financial Position and Statement of Profit or Loss and Other Comprehensive Income dealt with by the report are in agreement with the books of account.
- (d) the expenditure incurred for the purposes of the company's business.

Dated : 21.11.2024
Place : Dhaka, Bangladesh



(Md. Iqbal Hossain, FCA)
Enrolment No. 528
DVC-2411210528AS799809
A. Hoque & Co.
Chartered Accountants

GACHIHATA AQUACULTURE FARMS LIMITED
STATEMENT OF FINANCIAL POSITION AS AT 30TH JUNE, 2024

| Particulars | Notes | Amount (Tk.) 30.06.2024 | Amount (Tk.) 30.06.2023 |
|--|-------|----------------------------|----------------------------|
| Property and Assets | | | |
| Non-Current Assets: | | | |
| | 5.00 | | |
| Property, Plant & Equipment | 5.01 | 5,657,276,510 | 5,629,835,676 |
| Biological Assets Plantation | 5.02 | 380,250 | 380,250 |
| Right of Use Asset | 5.03 | 141,752 | 141,752 |
| Total Non-Current Assets | | 5,657,798,512 | 5,630,357,678 |
| Current Assets: | | | |
| | 6.00 | | |
| Inventories | 6.01 | 23,269,284 | 20,626,126 |
| Advances, Deposits & Pre-Payments | 6.02 | 19,212,324 | 18,462,928 |
| Cash and Cash Equivalents | 6.03 | 574,479 | 1,067,079 |
| Total Current Assets | | 43,056,087 | 40,156,133 |
| Total Property and Assets | | 5,700,854,599 | 5,670,513,811 |
| Shareholders' Equity and Liabilities: | | | |
| Authorized Share Capital | | | |
| | 7.00 | 1,000,000,000 | 1,000,000,000 |
| Shareholders' Equity: | | | |
| | 8.00 | | |
| Share Capital | 8.01 | 207,000,000 | 207,000,000 |
| Revaluation Reserve | 8.02 | 4,610,152,562 | 4,610,152,562 |
| Retained Earnings | 8.03 | (285,274,608) | (277,440,878) |
| Shareholders' Equity available to Owners of the | | 4,531,877,954 | 4,539,711,684 |
| Non-Current Liabilities: | | | |
| | 9.00 | | |
| Loan from National Bank | 9.01 | 236,006,994 | 236,007,959 |
| Other Liabilities | 9.02 | 65,265,318 | 61,145,906 |
| Lease Liabilities | 9.03 | 154,129 | 154,129 |
| Deferred Tax Liability | 9.04 | 813,556,334 | 813,556,334 |
| Other Loan | 9.05 | 34,500,000 | - |
| Total Non-Current Liabilities | | 1,149,482,775 | 1,110,864,328 |
| Current Liabilities & Provisions: | | | |
| | 10.00 | | |
| Reserve for Dividend declared for the year 2002 | 10.01 | 13,786,000 | 13,786,000 |
| Dividend Payable / Unclaimed Dividend | 10.02 | 1,356,739 | 1,657,948 |
| Tax Payable (Deduction on Dividend) | 10.03 | 218,148 | 218,148 |
| Liabilities for Expenses | 10.04 | 3,572,828 | 4,034,878 |
| Provision for Income Tax | 10.05 | 560,155 | 240,826 |
| Total Current Liabilities & Provisions | | 19,493,870 | 19,937,800 |
| Total Liabilities & Provisions | | 1,168,976,645 | 1,130,802,128 |
| Total Shareholders' Equity & Liabilities | | 5,700,854,599 | 5,670,513,811 |
| Net Assets Value (NAV) per Share | 18.00 | 218.93 | 2,193.10 |

The annexed notes from 1 to 41 and Annexure-A form an integral part of these Financial Statements.

This is the Statement of Financial Position referred to in our separate report of even date annexed.

The financial statements were approved by the Board of Directors on the 21st November, 2024 and were signed on its behalf by:


Managing Director
Md. Akhtaruzzaman
Managing Director
Gachihata Aquaculture Farms Ltd.


Director
Saima Zaman
Director
Gachihata Aquaculture Farms Ltd.


Mohd. Sabbir Zaman
Company Secretary
Gachihata Aquaculture Farms Ltd.



Dated: 21.11.2024
Place: Dhaka, Bangladesh

(Md. Iqbal Hossain, FCA)
Enrolment No. 528
DVC-2411210528AS799809
A. Hoque & Co.
Chartered Accountants

GACHIHATA AQUACULTURE FARMS LIMITED
STATEMENT OF PROFIT OR LOSS AND OTHER COMPREHENSIVE INCOME
FOR THE YEAR ENDED 30TH JUNE, 2024

| Particulars | Note | Amount (Tk.) 30.06.2024 | Amount (Tk.) 30.06.2023 |
|---|-------|----------------------------|----------------------------|
| Revenue (Net) (A) | 11.00 | 57,388,220 | 34,073,410 |
| Less: Cost of Goods Sold (B) | 12.00 | 49,138,340 | 20,919,315 |
| Gross Profit/(Loss) (A-B)= (C) | | 8,249,880 | 13,154,095 |
| Less: Operating Expenses: | | | |
| General & Administrative Expenses | 13.00 | 10,860,269 | 6,149,711 |
| Selling & Distribution Expenses | 14.00 | 759,600 | 728,015 |
| Total Operating Expenses: (D) | | 11,619,869 | 6,877,726 |
| Operating Profit/(Loss) (C-D) = (E) | | (3,369,989) | 6,276,369 |
| Add: Non-Operating Income | | | |
| Gain/(Loss) on Sales of Assets | | - | 300,500 |
| Other Income | | - | - |
| Total Non-Operating Income (F) | | - | 300,500 |
| Less: Non-Operating Expenses | | | |
| Financial Expenses | 15.00 | 4,119,412 | 28,756,460 |
| Total Non-Operating Expenses (G) | | 4,119,412 | 28,756,460 |
| Net Profit/(Loss) before Adjustment of WPPF (E+F-G) = (H) | | (7,489,401) | (22,179,591) |
| Provision for WPPF (5% of Net Profit before Tax) (I) | | - | - |
| Net Profit/(Loss) before Adjustment of Income Tax (H-I)= (J) | | (7,489,401) | (22,179,591) |
| Provision for Tax (SRO-157/Law/Income Tax/2022 (K) | | 344,329 | 205,020 |
| Deferred Tax (L) | | - | - |
| Net Profit/(Loss) after Tax (J-K-L)=(M) | | (7,833,730) | (22,384,611) |
| Retained Earning brought forward | | (277,440,878) | (255,056,267) |
| Retained Earnings/(Loss) transferred to Financial Position | | (285,274,608) | (277,440,878) |
| Basic Earning per Share | 19.00 | (0.38) | (10.81) |

The annexed notes from 1 to 41 and Annexure-A form an integral part of these Financial Statements.

This is the Statement of Profit or Loss and Other Comprehensive Income referred to in our separate report of even date annexed.


The financial statements were approved by the Board of Directors on the 21st November, 2024 and were signed on its behalf by:


Managing Director
Mohd. Akhtaruzzaman
Managing Director
Gachihata Aquaculture Farms Ltd.


Director
Salma Zaman
Director
Gachihata Aquaculture Farms Ltd.


Company Secretary
Company Secretary
Gachihata Aquaculture Farms Ltd.

Dated: 21.11.2023
Place: Dhaka, Bangladesh


(Md. Iqbal Hossain, FCA)
Enrolment No. 528
DVC-2411210528AS799809
A. Hoque & Co.
Chartered Accountants

GACHIHATA AQUACULTURE FARMS LIMITED
STATEMENT OF CHANGES IN EQUITY
FOR THE YEAR ENDED 30TH JUNE, 2024

| Particulars | Share Capital | Revaluation Reserve | Retained Earnings | Total |
|--------------------------------------|--------------------|----------------------|----------------------|----------------------|
| Balance at 1st July, 2023 | 207,000,000 | 4,610,152,562 | (277,440,878) | 4,539,711,683 |
| Less: Dividend | - | - | - | - |
| Net Profit/(Loss) for the year | - | - | (7,833,730) | (7,833,730) |
| Balance as on 30th June, 2024 | 207,000,000 | 4,610,152,562 | (285,274,608) | 4,531,877,954 |

| Particulars | Share Capital | Revaluation Reserve | Retained Earnings | Total |
|--------------------------------------|--------------------|----------------------|----------------------|----------------------|
| Balance at 1st July, 2022 | 207,000,000 | 4,610,152,562 | (252,986,267) | 4,564,166,295 |
| Less: Dividend | - | - | (2,070,000) | (2,070,000) |
| Net Profit/(Loss) for the year | - | - | (22,384,611) | (22,384,611) |
| Balance as on 30th June, 2023 | 207,000,000 | 4,610,152,562 | (277,440,878) | 4,539,711,683 |

The annexed notes from 1 to 41 and Annexure-A form an integral part of these Financial Statements.

This is the Statement of Changes in Equity referred to in our separate report of even date annexed.


The financial statements were approved by the Board of Directors on the 21st November, 2024 and were signed on its behalf by:


Managing Director
Mohd. Akhtaruzzaman
Managing Director
Gachihata Aquaculture Farms Ltd.


Director
Salma Zaman
Director
Gachihata Aquaculture Farms Ltd.


Company Secretary
Mohd. Sabbir Zaman
Company Secretary
Gachihata Aquaculture Farms Ltd.

Dated: 21.11.2023
Place: Dhaka, Bangladesh


(Md. Iqbal Hossain, FCA)
Enrolment No. 528
DVC-2411210528AS799809
A. Hoque & Co.
Chartered Accountants

GACHIHATA AQUACULTURE FARMS LIMITED
STATEMENT OF CASH FLOWS FOR THE YEAR ENDED 30TH JUNE, 2024

| Particulars | Notes | Amount (Tk.) 30.06.2024 | Amount (Tk.) 30.06.2023 |
|---|-------|----------------------------|----------------------------|
| Cash Flows from Operating Activities: | | | |
| Collection from Sales, Lease & Others | | 57,388,220 | 34,073,410 |
| Payments to Suppliers & Employees | | (55,553,451) | (32,808,283) |
| Interest Paid | | - | - |
| Income Tax Paid | | (25,000) | (153,698) |
| Net Cash Generated from Operating Activities | | 1,809,769 | 1,111,430 |
| Cash Flows from Investing Activities: | | | |
| Addition Fixed Assets | | (35,750,800) | (280,000) |
| Disposal of Biological Assets | | - | 7,740,500 |
| Advances, Deposits & Pre-Payments | | (749,396) | (10,597,928) |
| Net Cash used in Investing Activities | | (36,500,196) | (3,137,428) |
| Cash Flows from Financing Activities: | | | |
| Faith Trading | | 34,500,000 | - |
| Term Loan from National Bank | | (965) | - |
| Dividend Payment | | (301,210) | (193,905) |
| Net Cash Provided in Financing Activities | | 34,197,825 | (193,905) |
| Net Changes in Cash and Cash Equivalents | | (492,600) | (2,219,902) |
| Cash and Cash Equivalents at the Beginning of Year | | 1,067,079 | 3,286,981 |
| Cash and Cash Equivalents at the End of Year | | 574,479 | 1,067,079 |
| Net Operating Cash Flows Per Share (NOCFPS) | 20.00 | 0.09 | 0.54 |

The annexed notes from 1 to 41 and Annexure-A form an integral part of these Financial Statements.

This is the Statement of Cash Flows referred to in our separate report of even date annexed.


The financial statements were approved by the Board of Directors on the 21st November, 2024 and were signed on its behalf by:


Managing Director
Md. Akhtaruzzaman
Managing Director
Gachihata Aquaculture Farms Ltd.


Director
Salma Zaman
Director
Gachihata Aquaculture Farms Ltd.


Company Secretary
Mohd. Sabbir Zaman
Company Secretary
Gachihata Aquaculture Farms Ltd.

Dated: 21.11.2023
Place: Dhaka, Bangladesh


(Md. Iqbal Hossain, FCA)
Enrolment No. 528
DVC-2411210528AS799809
A. Hoque & Co.
Chartered Accountants

GACHIHATA AQUA CULTURE FARMS LIMITED
104/Z, MONIPURIPARA, TEJGAON, DHAKA.

NOTES TO THE FINANCIAL STATEMENTS FOR THE YEAR ENDED 30TH JUNE, 2024
FORMING AN INTEGRAL PART OF THE FINANCIAL STATEMENTS

1.00 Reporting Entity

1.01 Corporate Information–Domicile, Legal Form and Country of Incorporation

The Company was incorporated in Bangladesh as on 21st November, 1988 vide Registration No. C-18008(808)/1988 and stated business from that date as Private Limited Company under the Companies Act, 1913 and later on converted into Public Limited Company w.e.f 18/7/96. The company went for Public Issue of Shares in 1997 and listed with Dhaka and Chittagong Stock Exchange.

Registered Office and Principal Place of Business

The Principal Place of business is NBL Branch Bhaban (Ground Floor), P.O.: Gachihata, P.S.: Katiadi, Dist.: Kishoregonj and the address of its Registered Office is 104/Z, Monipuripara, Tejgaon, Dhaka. The farm is located at Gachihata, P.S.: Katiadi, Dist.: Kishoregonj.

1.02 Other Corporate Information

- (i) Trade License: 21 date: 12.07.2023
- (ii) e-TIN No.: 644952996207 date: 15.01.2015
- (iii) BIN No.: 5021031326 Circle-50102 date: 24.05.1999

1.03 Principal Activities and Nature of Business

The principal activities of the Company are as follows:
Cultivation of fish, fish product, fish spawn breeding, fingerlings growing, production of fish feed & oil, processing fish and marketing the same products in local and foreign market, production of poultry products, commercial eggs, broiler meats, day old chicks for broiler and layer etc. Production of dairy products milk & milk products, breeding for producing pure breed Holstein-Friesian calf & heifer. Plantation of good qualify timber trees.

1.04 Operating Segments

No operating segment is applicable for the Company as required by **IFRS 8**: Operating Segments as the Company has only one operating segments and the operation of Company is within the geographical territory in Bangladesh.

1.05 Structure, Content and Presentation of Financial Statements

According to the International Accounting Standards (IAS-1) as adopted by the Institute of Chartered Accountants of Bangladesh as IAS-1 "Presentation of Financial Statements" the complete set of financial statements includes the following components:

- ☞ Statement of Financial Position as at 30th June, 2024;
- ☞ Statement of Profit or Loss and Other Comprehensive Income for the year ended 30th June, 2024;
- ☞ Statement of Changes in Equity for the year ended 30th June, 2024;
- ☞ Statement of Cash Flows for the year ended 30th June, 2024;
- ☞ Notes comprising summary of significant accounting policies and other explanatory information.



2.00 Basis of Preparation of Financial Statements

2.01 Statement of Compliance

The financial statements have been prepared in compliance with the requirements of the Companies Act, 1994, the Securities & Exchange Rules, 2020, the Listing Regulations of Dhaka Stock Exchange Limited (DSE) and the Chittagong Stock Exchange Limited (CSE) and other relevant local laws as applicable and in accordance with the applicable International Financial Reporting Standards (IFRSs) including International Accounting Standards (IAS) as issued by International Accounting Standards Board (IASB) and adopted by the Institute of Chartered Accountants of Bangladesh (ICAB).

Pursuant to recent amendment to the Companies Act, 1994 incorporating amendments, among others, is to change of the word 'Limited' by the word 'PLC' in case of Public Limited Companies including listed ones. Necessary formalities are in progress in implementing these changes.

2.02 Other Regulatory Compliances

The Company is also required to comply with the following major legal provisions in addition to Companies Act, 1994 and other applicable laws and regulations:

The Income Tax Act, 2023;
The Value Added Tax and Supplementary Duty Act, 2012;
The Value Added Tax Rules, 2016;
The Stamp Act, 1899;
The Customs Act, 1969;
The Bangladesh Securities and Exchange Commission Act, 1993;
The Securities and Exchange Rules, 2020;
The Securities and Exchange Ordinance, 1969;
Bangladesh Labour Act, 2006 (as amended to 2018)
DSE/CSE Rules;
Listing Regulations, 2015.

2.03 Compliance with the Financial Reporting Standards as applicable in Bangladesh

As per para-14(2) of the Securities and Exchange Rule, 2020, the company has followed the International Accounting Standards (IAS's) and International Financial Reporting Standards (IFRS's) as adopted by the Institute of Chartered Accountants of Bangladesh (ICAB) in preparing the financial statements.

| Sl. No. | IAS No. | IAS Title | Compliance Status |
|---------|---------|---|-------------------|
| 1 | 1 | Presentation of Financial Statements | Complied |
| 2 | 2 | Inventories | Complied |
| 3 | 7 | Statement of Cash Flows | Complied |
| 4 | 8 | Accounting Policies, Changes in Accounting Estimates and Errors | Complied |
| 5 | 10 | Events after the Reporting Period | Complied |
| 6 | 11 | Construction Contracts | N/A |
| 7 | 12 | Income Taxes | Complied |
| 8 | 16 | Property, Plant and Equipment | Complied |
| 9 | 19 | Employee Benefits | N/A |
| 10 | 20 | Accounting for Govt. Grants and Disclosure of Govt. Assistance | N/A |
| 11 | 21 | The Effects of Changes in Foreign Exchange Rates | Complied |
| 12 | 23 | Borrowing Costs | Complied |
| 13 | 24 | Related Party Disclosures | Complied |
| 14 | 26 | Accounting and Reporting by Retirement Benefit Plan | Complied |

| Sl. No. | IAS No. | IAS Title | Compliance Status |
|---------|---------|--|-------------------|
| 15 | 27 | Separate Financial Statements | N/A |
| 16 | 28 | Investment in Associated and Joint Venture | N/A |
| 17 | 29 | Financial Reporting in Hyperinflationary Economics | N/A |
| 18 | 31 | Interest in Joint Ventures | N/A |
| 19 | 32 | Financial Instruments : Presentation | Complied |
| 20 | 33 | Earnings per Share | Complied |
| 21 | 34 | Interim Financial Reporting | Complied |
| 22 | 36 | Impairment of Assets | Complied |
| 23 | 37 | Provisions, Contingent Liabilities and Contingent Assets | Complied |
| 24 | 38 | Intangible Assets | N/A |
| 25 | 40 | Investment Property | N/A |
| 26 | 41 | Agriculture | N/A |

| Sl. No. | IFRS No. | IFRS Title | Compliance Status |
|---------|----------|--|-------------------|
| 1 | 1 | First-time adoption of International Financial Reporting Standards | Complied |
| 2 | 2 | Share based Payment | N/A |
| 3 | 3 | Business Combinations | N/A |
| 4 | 4 | Insurance Contracts | N/A |
| 5 | 5 | Non-current Assets held for Sale and Discontinued Operations | N/A |
| 6 | 6 | Exploration for and Evaluation of Mineral Resources | N/A |
| 7 | 7 | Financial Instruments : Disclosures | Complied |
| 8 | 8 | Operating Segments | Complied |
| 9 | 9 | Financial Instrument | Complied |
| 10 | 10 | Consolidated Financial Statements | N/A |
| 11 | 11 | Joint Arrangements | N/A |
| 12 | 12 | Disclosure of Interests in Other Entities | Complied |
| 13 | 13 | Fair Value Measurement | Complied |
| 14 | 14 | Regulatory Deferral Accounts | N/A |
| 15 | 15 | Revenue from Contracts with Customers | Complied |
| 16 | 16 | Leases | Complied |

2.04 Basis of Measurement of Elements of Financial Statements

The financial statements have been prepared based on the accrual basis of accounting and prepare under the historical cost convention except for the revaluation of certain non-current assets which are stated either at revaluated amount or fair market value as explained in the accompanying notes. The accompanying policies, unless otherwise stated, have been consistently applied by the Company and are consistent with those of previous years.

2.05 Accrual basis of Accounting

The Company prepares its financial statements, except for cash flow information, using the accrual basis of accounting. Since the accrual basis of accounting is used, the company recognizes items as assets, liabilities, equity, income and expenses (the elements of financial statements) when they satisfy the definitions and recognition criteria for those elements in the IFRS conceptual Framework.

2.06 Functional and Presentation Currency

Functional and presentation currency items included in these financial statements are measured using the currency of the primary economic environment in which the company operates ('the functional currency'). These financial statements are presented in Bangladesh Taka ("BDT") which is also the functional currency of the company. The amounts in these financial statements have been rounded off to the nearest BDT except otherwise indicated.



2.07 Key Accounting Estimates and Judgments in Applying Accounting Policies

The preparation of financial statements in conformity with International Financial Reporting Standards including IAS's requires the management to make judgments, estimates and assumptions that affect the application of accounting policies and the reported amounts of assets, liabilities, income and expenses and for contingent assets and liabilities that require disclosure during and at the date of the financial statements.

Actual results may differ from these estimates. Estimates and underlying assumptions are reviewed on an ongoing basis. Revisions of accounting estimates are recognized in the period in which the estimate is revised and in any future periods affected as required by IAS 8: "Accounting Policies, Changes in Accounting Estimates and Errors".

In particular, the key areas of estimation, uncertainty and critical judgments in applying accounting policies that have the most significant effect on the amounts recognized in the financial statements include accrued expenses, inventory valuation and other payables.

2.08 Materiality, Aggregation and Off Setting

Each material item as considered by management significant has been displayed separately in the financial statements. No amount has been set off unless the Company has legal right to set off the amounts and intends to settle on net basis. Income and expenses are presented on a net basis only when permitted by the relevant accounting standards. The values of assets or liabilities as shown in the statement of financial position are not off-set by way of deduction from another liability or asset unless there exist a legal right, therefore no such incident existed during the year.

2.09 Going Concern Assumption

The financial statements are prepared on the basis of going concern assumption. As per management assessment there is no material uncertainties related to events or conditions which may cast significant doubt upon the Company's ability to continue as a going concern.

2.10 Changes in Accounting Policies

There have been no changes in accounting policies except the rate of depreciation which have been changed. All policies were consistent with the practices of the previous years.

2.11 Comparative Information

Comparative information has been disclosed in respect of 2022-2023 in accordance with IAS-1 "Presentation of Financial Statements" for all numeric information in the financial statements and also the narrative and descriptive information where it is relevant for understanding of the current periods of financial statements. Prior year's figure has been re-arranged wherever considered necessary to ensure comparability with the current period.

2.12 Responsibility for Preparation and Presentation of Financial Statements

The Board of Directors is responsible for the preparation and presentation of the financial statements as per requirements of Companies Act, 1994.

2.13 Reporting Period

The reporting period of the Company covers one year from 1st day of July, 2023 to 30th June, 2024.

2.14 Approval of Financial Statements

The financial statements have been approved by the Board of Directors on the 21st day of November, 2024.

3.00 Significant Accounting Principles and Policies selected and applied for significant transactions and events are depicted below:

For significant transactions and events that have material effect, the Company's Directors selected and applied significant accounting principles and policies within the framework of IAS1: Presentation of Financial Statements in preparation and presentation of financial statements that have been consistently applied throughout the year and were also consistent with those uses in earlier years.

For proper understanding of the financial statements, accounting policies set out below in one place as prescribed by the IAS 1 : Presentation of Financial Statements:

Assets and Basis of their Valuation

3.01 Property, Plant and Equipment

3.01.1 Recognition and Measurements of Tangible Fixed Assets

These are capitalized at cost of acquisition and subsequently stated at cost less accumulated depreciation in compliance with the benchmark treatment of *IAS 16 "Property, Plant and Equipment"*. The cost of acquisition of an asset comprises its purchase price and any directly attributable cost of bringing the asset to its working condition for its intended use inclusive of inward freight, duties and non-refundable taxes.

In a situation where it can clearly be demonstrated that expenditure has resulted in an increase in future economic benefit expected to be obtained from the use of the fixed assets, the expenditure is capitalized as an additional cost of the assets.

Expenses as capitalized included applicable "Borrowing Costs" in compliance with the provisions of Companies Act, 1994 and IAS 23: Borrowing Costs.

Cost also includes initial estimate of the costs of dismantling, removing the item and restoring this site (generally called asset retirement obligation) are recognized and measured in accordance with IAS 37: Provision, Contingent Liabilities and Contingent Assets.

On retirement or otherwise disposal of fixed assets, the cost and accumulated depreciation are eliminated and any gain or loss on such disposal is reflected in the statement of comprehensive income which is determined with reference to the net book value of assets and the net sales proceeds.

3.01.2 Maintenance Activities

Expenditure incurred after the assets have been put into operation, such as repairs & maintenance is normally charged off as revenue expenditure in the year in which it is incurred.

3.01.3 Subsequent Cost

The Cost of replacing part of an item of property, plant & equipment is recognized in the carrying amount of the item if it is possible that the future economic benefits embodied within the part will flow to the company and its cost measured reliably. The cost of the day to day servicing of property and equipment are recognized in the Statement of Profit or Loss and Other Comprehensive Income as repairs and maintenance where it is incurred.

3.01.4 Revaluation of Property, Plant & Equipment

Fair valuation are performed with sufficient frequently to ensure that the carrying amount of a revalued assets does not differ materially from its fair value. A revaluation surplus is recorded in OCI and credited to the asset revaluation surplus in equity. However, to the extent that it reverses a revaluation deficit of the same asset previously recognized in profit or loss, the increase is recognized in profit and loss. A revaluation deficit is recognized in the statement of profit or loss, except to the extent that it offsets an existing surplus on the same asset recognized in the asset revaluation surplus. An annual transfer from the asset revaluation surplus to retained earnings is made for the difference between depreciation based on the revalued carrying amount of the asset and depreciation based on the asset's original cost.

Ahmed & Akhtar, Chartered Accountants has revalued of land & land development and pond excavation of the Company based on the financial statement as at 30th 2017 following International Valuation Standard (IVS). International Accounting Standard (IAS), International Financial Reporting Standard (IFRS), Bangladesh Securities and Exchange Commission Guidelines and considering fair value (current market value) method.

The revaluation resulted in a revaluation reserve.



3.01.5 Depreciation on Tangible Fixed Assets

As required in Paragraph 43 of IAS-16 Property and Equipment, depreciation in respect of all fixed assets is provided to amortize the cost of the assets after commissioning, over their expected useful economic lives in accordance with the provision of IAS 16 "Property, Plant and Equipment".

Depreciation on all other fixed assets except land and land development and pond excavation is computed using diminishing balance method in amount sufficient to write-off depreciable assets over their estimated useful life. Depreciation has been charged on additions and when it is used. Expenditure for maintenance and repairs are expenses; major replacements, renewals and betterment are capitalized.

The cost and accumulated depreciation of depreciable assets retired or otherwise disposed off are eliminated from the assets and accumulated depreciation and any gain or loss on such disposal is reflected in the Statement of Profit or Loss Account for the year ended. The annual depreciation rates applicable to the principal categories are:

| <u>Category of Fixed Assets</u> | <u>Rate of Depreciation</u> |
|---------------------------------|-----------------------------|
| Building & Construction | 5% |
| Machinery & Equipment | 10% |
| Furniture & Fixture | 10% |
| Office Equipment | 15% |
| Vehicles | 20% |
| Pond Re-excavation | 10% |

3.01.6 Impairment

The carrying amounts of property, plant and equipment are reviewed at each balance sheet date to determine whether there is any indication of impairment loss. If any such indication exists, recoverable amount is estimated to determine the extent of the impairment loss, if any, impairment loss is recorded on judgmental basis, for which provision may differ in the future years based on the actual experience.

3.01.7 Disposal of Property, Plant and Equipment

An item of Property, Plant and Equipment is removed from the statement of financial position when it is disposed off or when no future economic benefits are expected from its use or disposal. The gain or loss on the disposal of an item of Property, Plant and Equipment is included in the statement of income of the period in which the de-recognition occurs.

3.02 Sundry Debtors (Including Advance, Deposits and Pre-Payments)

These are carried at original invoice amounts, which represent net realizable value.

3.03 Other Current Assets

Other current assets have a value on realization in the ordinary course of the company's business which is at least equal to the amount at which they are stated in the Statement of Financial Position.

3.04 Valuation of Inventories

The management has valued the inventories as mentioned in the subsequent paragraphs.

Printing and Stationery:

According to the consistent practice of the company the stock in respect of printing and stationery and loose tools are not considered in the accounts as stock. These are charged out as and when procured in the cost of production and administrative expenses.

Trading Cattle and Fishery:

Cattle:

Calves born out of the old Capital Stock are taken into inventory as Trading Stock of Cattle.

Fisheries:

All the fishes except those kept and reared for breeding are listed in the inventory as Trading Stock of Fisheries.

All these Trading Stocks of catla and fisheries have been valued at estimated net realized values as per the management's best estimate considering various market factors like, volatility, demand and supply and the choices of customers as per IAS 41.

Valuation of Biological Assets:

As per IAS 41, biological assets are presented at Historical Cost less cost to sell, gain or loss from valuation or sale of assets are presented in the statement of comprehensive income.

3.05 Revenue Recognition

In compliance with the requirements of IFRS 15, the Company recognizes revenue when control of the goods or services has been transferred to customer and the performance obligation has been completed. Revenue is measured at the fair value of the amount of consideration received or receivable excluding VAT, discounts, commission, rebates and other sales taxes where applicable.

IFRS 15 requires company to determine variable factors such as sales returns when calculating the fair value of the consideration to be received. The magnitude and quantity of sales returns as a percentage of sales has been historically very low. As a result, the Company does not make a sales return allowance at the end of the year. The Company does not however monitor the activity of sales returns during the year and the behaviour of customers to determine if a sales return allowance is required. As of 30th June, 2024, no sales return allowance was deemed to be required.

The Company recognizes as revenue the amount that reflects the consideration to which the Company expects to be entitled in exchange for goods or services when (or as) it transfers control to the customer. To achieve that core principle, this standard establishes a five-step model as follows:

- Identify the contract with a customer;
- Identify the performance obligations in the contract;
- Determine the transaction price;
- Allocate the transaction price to the performance obligations in the contract; and
- Recognize revenue when (or as) the entity satisfies a performance obligation.

Considering the five steps model, the company recognizes revenue when (or as) the Company satisfies a performance obligation by transferring a promised goods to a customer. Goods is considered as transferred when (or as) the customer obtains control of that goods. Revenue from sale of goods is measured at the fair value of the consideration received or receivable net of returns and allowances, trade discounts, rebates and Value Added Tax (VAT).

Sale of Goods

Revenue from the sale of goods is recognized when control of the goods or services are transferred to the customer at an amount that reflects the consideration to which the company expects to be entitled in exchange for those goods or services.

The company has generally concluded that it is the principal in its revenue arrangements because it typically controls the goods or services before transferring them to the customer.

3.06 Financial Instruments

A financial instrument is a contract that gives rise to a financial asset of one entity and a financial liability or equity instrument of another entity.

(a) **Financial Assets**

(I) **Recognition and Initial Measurement**

The company initially recognises receivables on the date that they are originated. All other financial assets are recognized initially on the date at which the company becomes a party to the contractual provisions of the transaction.

The company derecognises a financial asset when the contractual rights or probabilities of receiving the cash flows from the asset expire, or it transfers the rights to receive the contractual cash flows on the financial asset in a transaction in which substantially all the risks and rewards of ownership of the financial asset are transferred.

(II) **Classification and Subsequent Measurement**

Financial Assets

On initial recognition, a financial asset is classified as measured at: amortized cost, or FVTPL. Financial Assets are not reclassified subsequent to their initial recognized unless the company changes its business model for managing financial assets, in which case all affected financial assets are reclassified on the first day of the first reporting period following the change in the business model:

A financial asset is measured at amortized cost if meets both of the following conditions and is not designated as at FVTPL.

- it is held within a business model whose objection is to hold assets collect contractual cash flows; and
- its contractual terms give rise on specified dates to cash flows that are solely payments of principal and interest on the principal amount outstanding.

All financial assets not classified as measured at amortized cash as described above are measured at FVTPL. These includes all derivative financial assets. On initial recognition, the company may irrevocably designate a financial assets that otherwise meets the requirement to be measured at amortized cost or at FVTPL if doing so eliminates or significantly reduces an accounting mismatch that would otherwise arise.

Financial Assets-business model assessment

The company makes an assessment of the objective of the business model in which a financial assets is held at a portfolio level because this best reflects the way the business is managed and information is provided to management. The information considered includes:

- the stated policies and objectives for the portfolio and the operation of those policies practice. These include whether management's strategy focuses on earning contractual interest income, maintaining a particular interest rate profile, matching the duration of the financial asset to the duration of any related liabilities or expected cash outflows or realising cash flows through the sale of the assets;
- how the performance of portfolio is evaluated and reported to the company's management; the risks that affect the performance of the business model (and the financial assets held within that business model) and how those risks are managed;
- how managers of the business are compensated i.e., whether compensation is based on the fair value of the assets managed or the contractual cash flows collected; and
- the frequency, volume and timing of sales of financial assets in prior period, the reasons for such sales and exceptions about future sales activity.

Financial assets-subsequent measurement and gains and losses.

| | |
|------------------------------------|--|
| Financial Assets at FVTPL | These assets are subsequently measured at fair value. Net gains and losses, including any interest or dividend income are recognized in profit or loss |
| Financial Assets at amortized cost | These assets are subsequently measured at amortized cost using the effective interest method. The amortized cost is reduced by impairment losses. Interest income, foreign exchange gains and losses and impairment are recognized in profit or loss. Any gain or loss on derecognition is recognized in profit or loss. |

Financial assets include advance, deposits & prepayments and cash & cash equivalents.

(i) **Advance, Deposits & Prepayments**

Advances are initially measured at cost. After initial recognition, advances are carried at cost less deductions, adjustments or charges to other account heads. Deposits are measured at payment value. Prepayments are initially measured at cost. After initial recognition, prepayments are carried at cost less charges to profit & loss account.

(ii) **Cash and Cash Equivalents**

Cash and cash equivalents comprise cash in hand, cash at bank and fixed deposits having maturity of less than three months which are available for use by the company without any restriction.

(b) **Financial Liabilities**

A financial liability is recognized when its contractual obligations arising from past events are certain and the settlement of which is expected to result in an outflow from the company of resources embodying economic benefits. The company initially recognises financial liabilities on the transaction date at which the company becomes a party to the contractual provisions of the liability.

The company derecognises a financial liability when its contractual obligations are discharged or cancelled or expired.

Financial liabilities include trade payable and liabilities for expenses, interest bearing borrowings and payable and accruals.

(i) **Liabilities for Expenses**

The company recognizes trade payable and liabilities for expenses when its contractual obligation arises from past events are certain the settlement of which is expected to result in an outflow from the entity of resources embodying economic benefits.

(i) **Interest bearing borrowings**

Principal amounts of the loans and borrowings are stated at their amortized amount. Borrowings repayable after twelve months from the date of statement of financial position are classified as non-current liabilities whereas the portion of borrowings repayable within twelve months from the date of statement of financial position, unpaid interest and other charges are classified as current liabilities.

(ii) **Payables and Accruals**

Payables and accruals are recognized at the amount payable for settlement in respect of goods and services received by the Company.

3.07 **Equity Instruments**

Ordinary shares are classified as equity. Investment costs directly attributable to the issue of ordinary shares are recognized as expenses. Paid up share capital represents total amount contributed by the shareholders and bonus shares issued by the Company.

3.08 **Impairment**

(i) **Non-derivative Financial Assets**

Financial assets not classified as at fair value through profit or loss, are assessed at each reporting date to determine whether there is objective evidence of impairment. A financial asset is impaired if objective evidence indicate that a loss event has occurred after the initial recognition of the asset, and that the loss event had a negative effect on the estimated future cash flows of that asset that can be estimated reliably.

Objective evidence that financial assets are impaired includes:

- (a) default or delinquency by a debtor;
- (b) restructuring of an amount due to the Company on terms that the Company would not consider otherwise;
- (c) indications that a debtor or issuer will enter bankruptcy;
- (d) adverse changes in the payment status of borrowers or issuers;
- (e) observable data indicating that there is measurable decrease in expected cash flows from a Company of financial assets.

(ii) **Financial Assets measured at amortized cost**

The Company considers evidence of impairment for these assets at both an individual asset and a collective level. All individually significant assets are individually assessed for impairment. Those found not to be impaired are then collectively assessed for any impairment that has been incurred but not yet individually identified. Assets that are not individually significant are collectively assessed for impairment. Collective assessment is carried out by grouping together assets with similar risk characteristics.

In assessing collective impairment, the Company uses historical information on the timing of recoveries and the amount of loss incurred, and makes an adjustment if current economic and credit conditions are such that the actual losses are likely to be greater or lesser than suggested by historical trends.

An impairment loss is calculated as the difference between an asset's carrying amount and the present value of the estimated future cash flows discounted at the asset's original effective interest rate. Losses are recognized in profit or loss and reflected in an allowance account. When the Company considers that there are no realistic prospects of recovery of the asset, the relevant amounts are written off. If the amount of impairment loss subsequently decreases and the decrease can be related objectively to an event occurring after the impairment was recognized, then the previously recognized impairment loss is reversed through profit or loss.

(iii) **Non-Financial Assets**

The carrying amounts of the Company's non-financial assets (other than biological asset, investment property, inventories and deferred tax assets) are reviewed at each reporting date to determine whether there is any indication of impairment. If any such indication exists, then the asset's recoverable amount is estimated in order to determine the extent of impairment loss (if any). Where it is not possible to determine the recoverable amount of an individual asset, the company estimates the recoverable amount of the Cash Generating Unit (CGU) to which the asset belongs. An impairment loss is recognised if the carrying amount of an asset or its CGU exceeds its recoverable amount.

The recoverable amount of an asset or CGU is the greater of its value in use and its fair value less costs to sell. Value in use is based on the estimated future cash flows, discounted to their present value using a pre-tax discount rate that reflects current market assessments of the time value of money and the risks specific to the asset or CGU.

Impairment losses are recognised in profit or loss. An impairment loss is reversed only to the extent that the asset's carrying amount does not exceed the carrying amount that would have been determined, net of depreciation, if no impairment loss had been recognised.

3.09 Derivatives

The company is not a party to any derivative contract at the statement of financial position date, such as forward exchange contract, currency swap agreement or interest rate option contract to hedge currency exposure related to import of raw materials and others or principal and interest obligations of foreign currency loans.

3.10 Share Capital

Paid up capital represents total amount contributed by the shareholders. Holders of ordinary shares are entitled to receive dividends as declared from time to time and are entitled to vote at shareholders' meetings. In the event of a winding up of the Company, ordinary shareholders rank after all other shareholders and creditors and are fully entitled to any residual proceeds of liquidation.

3.11 Finance and Other Costs

Finance cost and other cost are recognized on accrual basis.

3.12 Lease Liability

The Company recognizes a right-of-use asset and a lease liability at the lease commencement date. The right-of use asset is initially measured at cost, and subsequently at cost less any accumulated depreciation and impairment losses, and adjusted for certain re-measurements of the lease liabilities.

The lease liability is initially measured at the present value of the lease payments that are not paid at the commencement date, discounted using the interest rate implicit in the lease or, if that rate cannot be readily determined, the Company's incremental borrowing rate. Generally, the Company uses its incremental borrowing rate as the discount rate.

The lease liability is subsequently increased by the interest cost on the lease liability and decreased by lease payment made. It is remeasured when there is a change in future lease payments arising from a change in an index or rate, a change in the estimate of the amount expected to be payable under a residual value guarantee, or as appropriate, changes in the assessment of whether a purchase or extension option is reasonably certain to be exercised or a termination option is reasonably certain not to be exercised.

The Company has applied judgement to determine the lease term for some lease contracts in which it is a lessee that include renewal options. The assessment of whether the Company is reasonably certain to exercise such options impacts the lease term, which significantly affects the amount of lease liabilities and right-of-use assets recognized.

Subsequent Measurement

The Lease Liability

Upon initial recognition, the lease liability is being accounted for using amortized cost. Meaning that the initial is added by finance charge at company's incremental borrowing cost less subsequent rental payment on monthly basis.

3.13 Taxation

Income Tax expense comprises current and deferred taxes. Income tax expense is recognized in profit or loss except to the extent that it relates to items recognized directly in equity, in which case it is recognized in equity in accordance with IAS 12: Income Tax.

(a) **Current Tax:**

Current Tax is the expected tax payable on the taxable income for the period, using tax rates enacted or substantively enacted at the reporting date, and any adjustment to tax payable in respect of previous periods. The tax rate used for the reporting period was 22.5% as a publicly traded company and 30% was on non-operating income. Since the Company incurred a huge loss during the year under audit, the Company calculate tax provision as minimum tax rate @ 0.6% of total sales (revenue).

(b) **Deferred Tax:**

During the year under audit, the company has not recognized deferred tax using balance sheet method in compliance with the provisions of IAS 12: Income Taxes.

(c) **Value Added Tax:**

Revenues, expenses and assets are recognized net of the amount of Value Added Tax except:

Where the value added tax incurred on a purchase of assets or services is not recoverable from the taxation authority, in which case the value added tax is recognized as part of the cost of acquisition of the asset or as part of the expense item as applicable; and

Receivable and payables that are stated with the amount of value added tax included.

The net amount of value added tax recoverable from, or payable to, taxation authority is included as part of receivables or payables in the statement of financial position.

3.14 **Cost of Post-Employment Benefits**

(a) **Provident Fund and Gratuity Plan**

The Company has not maintained the contributory Provident fund and Gratuity Plan.

(b) **Workers Profit Participation Fund (WPPF) and Worker Welfare Fund (WWF)**

Provision for Workers Profit Participation Fund (WPPF) and Worker Welfare Fund (WWF) have not been maintained as per provision of The Bangladesh Law, 2006 (amended 2018) and payable to workers as defined in the said law.

3.15 **Capitalization of Borrowing Costs**

Borrowing costs directly attributable to the acquisition, construction or production of an asset that necessarily takes a substantial period of time to get ready for its intended use or sale are capitalized as part of the cost of the asset. All other borrowing costs are expensed in the period in which they occur. Borrowing costs consist of interest and other costs that an entity incurs in connection with the borrowing of funds as per IAS 23: Borrowing Costs.

3.16 **Accruals, Provisions and Contingencies**

(a) **Accruals**

Accruals are liabilities to pay for goods or services that have been received or supplied but have not been paid, invoiced or formally agreed with the supplier, including amounts due to employees. Accruals are reported as part of trade and other payables.

(b) **Provisions**

A provision is recognised in the statement of financial position when the company has a legal or constructive obligation as a result of a past event, it is probable that an outflow of economic benefits will be required to settle the obligation and a reliable estimate can be made of the amount of the obligation. Provision is ordinarily measured at the best estimate of the expenditure required to settle the present obligation at the reporting date. Where the company expects some or all of a provision to be reimbursed, the reimbursement is recognized as a separate asset but only when the reimbursement is virtually certain.

The expense relating to any provision is presented in the income statement net of any reimbursement. If the effect of the time value of money is material, provisions are discounted using a current pre-tax rate that reflects, where appropriate, the risks specific to the liability. Where discounting is used, the increase in the provision due to the passage of time is recognized as a finance cost. During the reporting year the company has made sufficient provisions where applicable.

(c) **Contingencies**

A contingent liability is a possible obligation that arises from past events and whose existence will be confirmed only by the occurrence or non-occurrence of one or more uncertain future events not wholly within the control of the company; or a present obligation that arises from past events but is not recognized because it is not probable that an outflow of resources embodying economic benefits will be required to settle the obligation; or the amount of the obligation cannot be measured with sufficient reliability.

A contingent asset is a possible asset that arises from past events and whose existence will be confirmed only by the occurrence or non-occurrence of one or more uncertain future events not wholly within the control of the company. At the reporting date the company does not have any contingent asset.

Contingent liabilities and assets are not recognized in the statement of financial position of the company.

3.17 **Cash and Cash Equivalents**

For the purposes of the Statement of Financial Position and Cash Flows, cash in hand and bank balances represents cash and cash equivalents considering the *IAS 1 "Presentation of Financial Statements"* and *IAS 7 "Cash Flow Statement"* which provide, that cash and cash equivalents are readily convertible to known amounts of cash and are subject to an in significant risks of changes in value and are not restricted as to use.

3.18 **Statement of Cash Flows**

The Statement of Cash Flow has been prepared in accordance with the requirements *IAS 7* Statement of Cash Flows. The cash generated from operating activities has been reported using the Direct Method as prescribed by the Securities and Exchange Rules, 1987 and considering the provisions of *Paragraph 19 of IAS 7* which provided that "*Enterprises are Encouraged to Report Cash Flow From Operating Activities Using the Direct Method*".

3.19 **Earnings per Share (EPS)**

Earnings Per Share (EPS) are calculated in accordance with the International Accounting Standard IAS-33 "Earnings Per Share".

Basic Earnings Per Share

Basic earnings per share is calculated by dividing the profit or loss attributable to ordinary equity holders of the entity by the weighted average number of ordinary shares outstanding during the year. The Basic EPS of previous year has been restated to adjust the effect of bonus issue of shares during the year.

Diluted Earnings Per Share

For the purpose of calculating diluted earnings per shares, an entity adjusts profit or loss attributable to each ordinary equity holders of the entity, and weighted average number of shares outstanding, for the effects of all dilutive potential ordinary shares.

Diluted EPS is only calculated where the company has commitment to issue ordinary shares in future at reporting date. No such commitment is hold by company at reporting date.

3.20 Reserve for Dividend for the year 2001-2002

Company's decision for payment of dividends other than sponsor was challenged at the Honorable court by one of the sponsors. The matter was solved and positive directives were issued by the Honorable court of Assistant Judge. But unfortunately, SEC has imposed a huge amount of penalty of which neither the company nor its directors can ever pay. To get appropriate relief, the Company had no choice but to file a writ petition to the Honorable High Court Division of Supreme Court. The writ was accepted and is under process of disposal. A provision of reserve amounting to Tk. 1,37,86,000 (One Core Thirty Seven Lac Eighty Six Thousand) only, as the said dividends in the greater interest of the share holders, has been kept in the accounts till the matter is either disposed off by the Honorable Court.

3.21 Financial Instruments

The primary financial instruments carried at the balance sheet date and their related disclosures have been stated in note 17.00 in accordance with provision of IAS 32 "Financial Instruments Disclosure and Presentation.

3.22 Events after the Reporting Period

Events after the reporting period that provide additional information about the Company's position at the date of statement of financial position or those that indicate the going concern assumption is not appropriate are reflected in the financial statements. Events after the reporting period that are not adjusting events are disclosed in the notes when material.

3.23 Related Party Disclosure

As per International Accounting Standard, IAS-24: 'Related Party Disclosures', parties are considered to be related if one of the parties has the ability to control the other party or exercise significant influence over the other party in making financial and operating decisions. The Company carried out transactions in the ordinary course of business on an arm's length basis at commercial rates with its related parties. Related party disclosures have been given in **Note 22**.

4.00 General

These notes form an integral part of the financial statements and accordingly are to be read in conjunction therewith.

| | Amount (Tk.) 30.06.2024 | Amount (Tk.) 30.06.2023 |
|---|----------------------------|----------------------------|
| 5.00 Non-Current Assets | 5,657,798,512 | 5,630,357,678 |
| This is made up as follows: | | |
| 5.01 Property, Plant & Equipment | 5,657,276,510 | 5,629,835,676 |
| 5.02 Biological Assets Plantation | 380,250 | 380,250 |
| 5.03 Right of Use Asset | 141,752 | 141,752 |
| | <u>5,657,798,512</u> | <u>5,630,357,678</u> |
| 5.01 Property, Plant & Equipment | 5,657,276,510 | 5,629,835,676 |
| This is made up as follows: | | |
| Land & Building: | | |
| Land and Land Development | 46,378,539 | 46,378,539 |
| Pond Excavation | 98,662,565 | 98,662,565 |
| Building & Construction | 26,224,345 | 27,604,574 |
| Pond Re-Excavation | 59,567,739 | 30,435,577 |
| Sub Total | 230,833,189 | 203,081,255 |
| Plant & Machinery: | | |
| Machinery & Equipment | 2,469,818 | 2,744,242 |
| Sub Total | 2,469,818 | 2,744,242 |
| Furniture & Fixture: | | |
| Furniture & Fixture | 159,887 | 177,653 |
| Office Equipment | 98,864 | 116,310 |
| Sub Total | 258,751 | 293,963 |
| Vehicles: | | |
| Car & Motor Cycle | 2,404 | 3,005 |
| Pick up & Tractor | 3,452 | 4,315 |
| Sub Total | 5,856 | 7,320 |
| Total | 233,567,614 | 206,126,780 |
| Revaluation: | | |
| Land & Building: | | |
| Land and Land Development | 1,259,871,461 | 1,259,871,461 |
| Pond Excavation | 4,163,837,435 | 4,163,837,435 |
| Sub Total | 5,423,708,896 | 5,423,708,896 |
| Grand Total | <u>5,657,276,510</u> | <u>5,629,835,676</u> |

The details of which has been shown in **Annexure-A**.

| | | |
|--|----------------|----------------|
| 5.02 Biological Assets-Plantation | 380,250 | 380,250 |
|--|----------------|----------------|

Stock as on 01.07.2023:

This is made up as follows:

| Particulars | Rate/Nos. | Qty. in Nos. | Amount (Tk.) 30.06.2023 |
|-----------------------------------|-----------|--------------|----------------------------|
| Mahogany Trees of 30 years old | 27,750 | - | 0 |
| Mahogany Trees of 31 years old | 21,750 | - | 0 |
| Mahogany Trees of 28 years old | 15,000 | 9 | 135,000 |
| Mahogany Trees of 27 years old | 9,750 | 8 | 78,000 |
| Shishu Trees of 28 years old | 11,250 | 5 | 56,250 |
| Segun Trees of 29 years old | 8,250 | - | 0 |
| Segun Trees of 30 years old | 5,250 | - | 0 |
| Jackfruit Trees of 27 years old | 6,750 | 6 | 40,500 |
| Epple Epple Trees of 23 years old | 3,000 | - | 0 |
| Mahogany Trees of 18 years old | 1,500 | 47 | 70,500 |
| Total | | 75 | 380,250 |

Amount (Tk.)
30.06.2024

Amount (Tk.)
30.06.2023

Trees thin out / Destroyed during the year:

This is made up as follows:

| Particulars | Rate/Nos. | Qty. in Nos. | Amount (TK.) |
|-----------------------------------|-----------|--------------|--------------|
| Mahogany Trees of 30 years old | 27750.00 | - | - |
| Mahogany Trees of 29 years old | 21750.00 | - | - |
| Mahogany Trees of 28 years old | 15000.00 | - | - |
| Mahogany Trees of 27 years old | 9750.00 | - | - |
| Shishu Trees of 28 years old | 11250.00 | - | - |
| Segun Trees of 29 years old | 8250.00 | - | - |
| Segun Trees of 28 years old | 5250.00 | - | - |
| Jackfruit Trees of 27 years old | 6750.00 | - | - |
| Epple Epple Trees of 23 years old | 3000.00 | - | - |
| Mahogany Trees of 18 years old | 1500.00 | - | - |
| Total | | - | - |

Sales (Biological Assets Plantation)

This is made up as follows:

| Particulars | Rate/Nos. | Qty. in Nos. | Amount (TK.) |
|-----------------------------------|-----------|--------------|--------------|
| Mahogany Trees of 30 years old | 25,000 | - | - |
| Mahogany Trees of 29 years old | 20,000 | - | - |
| Mahogany Trees of 28 years old | 18,000 | - | - |
| Mahogany Trees of 27 years old | 8,000 | - | - |
| Shishu Trees of 28 years old | 9,000 | - | - |
| Segun Trees of 29 years old | 5,000 | - | - |
| Segun Trees of 28 years old | 6,000 | - | - |
| Jackfruit Trees of 27 years old | 7,500 | - | - |
| Epple Epple Trees of 23 years old | 4,100 | - | - |
| Mahogany Trees of 18 years old | 2,500 | - | - |
| Total | | - | - |

Stock as on 30th June, 2024 as verified by the Management:

This is made up as follows:

| Particulars | Rate/Nos. | Rate/Nos. | Amount (Tk.) 30.06.2024 | Amount (Tk.) 30.06.2023 |
|-----------------------------------|-----------|-----------|----------------------------|----------------------------|
| Mahogany Trees of 31 years old | 27,750 | - | - | - |
| Mahogany Trees of 30 years old | 21,750 | - | - | - |
| Mahogany Trees of 29 years old | 15,000 | 9 | 135,000 | 135,000 |
| Mahogany Trees of 28 years old | 9,750 | 8 | 78,000 | 78,000 |
| Shishu Trees of 29 years old | 11,250 | 5 | 56,250 | 56,250 |
| Segun Trees of 30 years old | 8,250 | - | - | - |
| Segun Trees of 29 years old | 5,250 | - | - | - |
| Jackfruit Trees of 28 years old | 6,750 | 6 | 40,500 | 40,500 |
| Epple Epple Trees of 24 years old | 3,000 | - | - | - |
| Mahogany Trees of 19 years old | 1,500 | 47 | 70,500 | 70,500 |
| Total | | 75 | 380,250 | 380,250 |

The Company valued its Biological Assets-Plantation (BAP) in the year 2017-2018. It is the policy of the Company for its Valuation of Biological Assets-Plantation (BAP) in every five years but no Valuation was done after last Valuation i.e 2017-2018.



| | Amount (Tk.) 30.06.2024 | Amount (Tk.) 30.06.2023 |
|--|----------------------------|----------------------------|
| 5.03 Right of Use Assets | 141,752 | 141,752 |
| This is made up as follows: | | |
| At Cost | | |
| Opening Balance | 141,752 | 141,752 |
| Addition during the year | - | - |
| Disposal / Adjustement during the year | - | - |
| | <u>141,752</u> | <u>141,752</u> |
| Less: Accumulated Depreciation | | |
| Opening Balance | - | - |
| Add: Charged during the year | - | - |
| Disposal / Adjustement during the year | - | - |
| | <u>-</u> | <u>-</u> |
| Written Down Value (WDV) | <u>141,752</u> | <u>141,752</u> |
| 6.00 Current Assets | 43,056,087 | 40,156,133 |
| This is made up as follows: | | |
| 6.01 Inventories | 23,269,284 | 20,626,126 |
| 6.02 Advance, Deposits & Prepayments | 19,212,324 | 18,462,928 |
| 6.03 Cash & Cash Equivalent | 574,479 | 1,067,079 |
| | <u>43,056,087</u> | <u>40,156,133</u> |
| 6.01 Inventories | 23,269,284 | 20,626,126 |
| This is made up as follows: | | |
| 6.01.1 Trading Stock-Cattle | - | - |
| 6.01.2 Trading Stock-Fisheries | 21,012,964 | 18,450,286 |
| 6.01.3 Stock of Raw Materials | 2,256,320 | 2,175,840 |
| | <u>23,269,284</u> | <u>20,626,126</u> |



6.01.1

Trading Stock-Cattle

| Particulars | Holestein Fresian Bull | | Holestein Fresian Heifer | | Holestein Fresian Femal Calf | | Balance as on 30.06.2024 | Balance as on 30.06.2023 | |
|---|------------------------|------|--------------------------|-------------|------------------------------|--------------|--------------------------|--------------------------|--------------------------|
| | Qty. (Nos.) | Rate | Qty. (Nos.) | Rate | Qty. (Nos.) | Rate | | | |
| Opening Stock | - | - | - | - | - | - | - | - | |
| Add: Production | - | - | - | - | - | - | - | - | |
| Total Stock | - | - | - | - | - | - | - | - | |
| Less: Sales | - | - | - | - | - | - | - | - | |
| Closing Stock-A | - | - | - | - | - | - | - | - | |
| Particulars | | | | | | | | | |
| | Local Female Calf | | | | | | | Balance as on 30.06.2024 | Balance as on 30.06.2023 |
| | Qty. (Nos.) | Rate | Amount (Tk.) | Qty. (Nos.) | Rate | Amount (Tk.) | Rate | Amount (Tk.) | |
| Opening Stock | - | - | - | - | - | - | - | - | |
| Add: Production | - | - | - | - | - | - | - | - | |
| Total Stock | - | - | - | - | - | - | - | - | |
| Less: Sales | - | - | - | - | - | - | - | - | |
| Closing Stock-B | - | - | - | - | - | - | - | - | |
| Total Stock (A+B) as on 30.06.2024 | | | | | | | | | |

6.01.2

Trading Stock - Fisheries-A

| Particulars | Qty. in Ton | | | Catla | | | Mirgal | | | Common Carp | | | Balance as on 30.06.2024 | Balance as on 30.06.2023 |
|-----------------|-------------|---------|--------------|-------|---------|--------------|--------|---------|--------------|-------------|---------|--------------|--------------------------|--------------------------|
| | Qty. | Rate | Amount (Tk.) | Qty. | Rate | Amount (Tk.) | Qty. | Rate | Amount (Tk.) | Qty. | Rate | Amount (Tk.) | | |
| Opening Stock | 11.00 | 135,558 | 1,491,133 | 11.83 | 140,154 | 1,658,024 | 28.80 | 116,427 | 3,353,092 | 13.48 | 120,510 | 1,624,469 | 8,126,718 | 4,255,900 |
| Add: Production | 20.20 | 140,250 | 2,833,071 | 18.30 | 145,230 | 2,657,709 | 20.50 | 135,520 | 2,778,160 | 30.60 | 125,250 | 3,832,650 | 12,101,588 | 5,865,106 |
| Total Stock | 31.20 | 138,596 | 4,324,204 | 30.13 | 143,237 | 4,315,733 | 49.30 | 124,366 | 6,131,252 | 44.08 | 123,800 | 5,457,119 | 20,228,306 | 7,690,300 |
| Less: Sales | 16.18 | 160,250 | 2,592,845 | 17.68 | 165,230 | 2,921,266 | 23.58 | 155,520 | 3,667,162 | 25.63 | 145,250 | 3,722,758 | 12,904,031 | 5,270,988 |
| Closing Stock-A | 15.02 | 115,270 | 1,731,359 | 12.45 | 112,005 | 1,394,467 | 25.72 | 95,804 | 2,464,090 | 18.45 | 94,003 | 1,734,362 | 7,324,278 | 8,126,718 |

Trading Stock - Fisheries-B

| Particulars | Qty. in Ton | | | Telapia | | | Pangas | | | Mis. Fish | | | Balance as on 30.06.2024 | Balance as on 30.06.2023 |
|---|-------------|---------|--------------|---------|---------|--------------|--------|---------|--------------|-----------|---------|--------------|--------------------------|--------------------------|
| | Qty. | Rate | Amount (Tk.) | Qty. | Rate | Amount (Tk.) | Qty. | Rate | Amount (Tk.) | Qty. | Rate | Amount (Tk.) | | |
| Opening Stock | 17.19 | 113,647 | 1,953,592 | 19.07 | 97,861 | 1,866,209 | 51.76 | 104,392 | 5,403,337 | 12.37 | 88,960 | 1,100,479 | 10,323,568 | 5,094,600 |
| Add: Production | 105.40 | 115,360 | 12,158,888 | 207.74 | 90,260 | 18,750,612 | 83.26 | 100,540 | 8,370,960 | 18.85 | 83,260 | 1,569,769 | 40,850,230 | 23,987,616 |
| Total Stock | 122.59 | 115,119 | 14,112,480 | 226.81 | 90,899 | 20,616,821 | 135.02 | 102,017 | 13,774,297 | 31.22 | 85,528 | 2,670,198 | 51,173,798 | 25,322,453 |
| Less: Sales | 72.24 | 135,360 | 9,778,406 | 135.53 | 110,260 | 14,943,538 | 94.25 | 120,540 | 11,360,895 | 13.58 | 103,260 | 1,402,271 | 37,485,110 | 23,213,183 |
| Closing Stock-B | 50.35 | 86,079 | 4,334,074 | 91.28 | 62,153 | 5,673,284 | 40.77 | 59,196 | 2,413,402 | 17.64 | 71,878 | 1,267,927 | 13,688,687 | 10,323,568 |
| Total Stock (A+B) as on 30.06.2024 | | | | | | | | | | | | | 21,012,964 | 18,450,286 |

Note:

- i) All fishes were sold by spot tender on daily basis in local area.
- ii) Average rate has been fixed based on daily highest and lowest rate for accounting purpose.

6.01.3

Stock of Raw Materials

| Item | Rate (Avg) | Qty (KG) | Balance as on 30.06.2024 | Balance as on 30.06.2023 |
|--------------|------------|---------------|--------------------------|--------------------------|
| Cattle Feed | | 57.25 | 2,256,320 | 2,175,840 |
| Fish Feed | | 39,412 | 2,256,320 | 2,175,840 |
| Total | | 39,412 | 2,256,320 | 2,175,840 |



| | Amount (Tk.) 30.06.2024 | Amount (Tk.) 30.06.2023 |
|--|----------------------------|----------------------------|
| 6.02 Advance, Deposits & Prepayments | 19,212,324 | 18,462,928 |
| This is made up as follows: | | |
| Smart Buisness Solution | 25,000 | 25,000 |
| Dhaka Carbon | 8,107,324 | 7,442,928 |
| Smart Fisheries | 5,930,000 | 5,930,000 |
| BADC | 65,000 | 65,000 |
| Kishoregonj Green Power | 5,085,000 | 5,000,000 |
| | <u>19,212,324</u> | <u>18,462,928</u> |
| 6.03 Cash & Cash Equivalents | 574,479 | 1,067,079 |
| This is made up as follows: | | |
| Cash in hand - Head Office | 237,416 | 353,571 |
| | 237,416 | 353,571 |
| Cash at Bank: | | |
| Sonali Bank Ltd., Dhaka Cantt., A/c. # 0111533008593 | 1,888 | 635,704 |
| Agrani Bank Ltd., A/c. # 0200002216273 | 23,522 | 24,212 |
| NBL, Gachihata Branch, A/c. # 11333001578562 | 311,653 | 53,592 |
| NBL, Mohakhali Branch, A/c. # 1043004283163 | - | - |
| | 337,063 | 713,508 |
| | <u>574,479</u> | <u>1,067,079</u> |
| The above cash at bank balances represent the balance as per cash book which are in agreement with that of bank statement as on 30th June, 2024. | | |
| 7.00 Authorized Share Capital | 1,000,000,000 | 1,000,000,000 |
| 100,000,000 Ordinary Shares of Tk. 10/- each. | | |
| 8.00 Shareholders' Equity | 4,531,877,954 | 4,539,711,683 |
| This is made up as follows: | | |
| 8.01 Share Capital | 207,000,000 | 207,000,000 |
| 8.02 Revaluation Reserve | 4,610,152,562 | 4,610,152,562 |
| 8.03 Retained Earnings | (285,274,608) | (277,440,878) |
| | <u>4,531,877,954</u> | <u>4,539,711,683</u> |
| 8.01 Share Capital | 207,000,000 | 207,000,000 |
| 20,700,000 Ordinary Shares of Tk. 10/- each. Fully paid up in Cash. | | |

a. Shareholding Position

| Shareholding Range | Holding-2024 (%) | Holding -2023 (%) | No. of Shares/2024 | No. of Shares/2023 |
|----------------------|------------------|-------------------|--------------------|--------------------|
| General Public | 56.02 | 56.02 | 11,596,500 | 1,159,650 |
| Institute | 18.12 | 18.12 | 3,751,000 | 375,100 |
| Sponsor's (Domestic) | 25.86 | 25.86 | 5,352,500 | 535,250 |
| | 100.00 | 100 | 20,700,000 | 2,070,000 |

b. Distribution Schedule-Disclosures under

Disclosures under the Listing Regulations of the Dhaka and Chittagong Stock Exchange Ltd.

| Shareholding Range | Number of Shareholders | Nos. of Share | Percentage (%) | Number of Shareholders | Nos. of Share | Percentage (%) |
|--------------------|------------------------|-------------------|----------------|------------------------|-------------------|----------------|
| Less than-500 | 4,024 | 3,886,000 | 19% | 4,024 | 3,886,000 | 19% |
| 501-5000 | 511 | 7,051,000 | 34% | 511 | 7,051,000 | 34% |
| 5001-10000 | 23 | 1,724,500 | 8% | 23 | 1,724,500 | 8% |
| 10001-50000 | 16 | 2,372,500 | 11% | 16 | 2,372,500 | 11% |
| 50001-100000 | 2 | 1,699,500 | 8% | 2 | 1,699,500 | 8% |
| 100001-Above | 2 | 3,966,500 | 19% | 2 | 3,966,500 | 19% |
| | 4,578 | 20,700,000 | 100% | 4,578 | 20,700,000 | 100% |

| | | Amount (Tk.) 30.06.2024 | Amount (Tk.) 30.06.2023 |
|---|---|-----------------------------------|----------------------------|
| c. Market Price | | | |
| | as on 30.06.2024 share was quoted at Tk. 35.00 in the Dhaka Stock Exchange Ltd. | | |
| d. Option on Non-Issued Shares | | | |
| | There is no option regarding authorized capital no yet issued but can be used to increase the issued, subscribed and paid up capital through the issuance of new shares against cash contribution and bonus. | | |
| 8.02 Revaluation Reserve | | 4,610,152,562 | 4,610,152,562 |
| | Previously the Company revalued its land & pond excavation in 2002. The carrying amount of land & pond excavation as on 30.06.2017 was Tk. 70,467,046. Again the Company revalued its land & pond excavation by an independent professional firm namely Ahmed & Akhter, Chartered Accountants in 27th November, 2017. The valuation report has been prepared and treated in accordance with IAS and IFRS and other applicable laws, rules, regulations and guidelines. The total fair value (Current Market Value) of these assets (land & pond excavation) after revaluation increases of revaluation reserve Tk. 5,353,241,850 therefore the balance of revaluation reserve as on 30th June, 2018 stands at Tk. 4,610,152,562. The details of revaluation are stated below: | | |
| Particulars | | Amount (Tk.) | Amount (Tk.) |
| Opening Balance | | 4,610,152,562 | 4,610,152,562 |
| Less: Deferred Tax on Revaluation Reserve (15%) | | - | - |
| Opening Revaluation Reserve (Restated) | | 4,610,152,562 | 4,610,152,562 |
| Add: Current Year Revaluation | | - | - |
| Less: Deferred Tax Liabilities on Revaluation Reserve | | - | - |
| | | <u>4,610,152,562</u> | <u>4,610,152,562</u> |
| Particulars | 30.06.2017 | Value as at 30.06.2017 | Amount (Tk.) |
| Land 23.77 Acres | 62,058,150 | 1,306,250,000 | 1,244,191,850 |
| Pond 85.25 Acres | 153,450,000 | 4,262,500,000 | 4,109,050,000 |
| | <u>215,508,150</u> | <u>5,568,750,000</u> | <u>5,353,241,850</u> |
| 8.03 Retained Earnings | | (285,274,608) | (277,440,878) |
| | This is made up as follows: | | |
| | Opening Balance | (277,440,878) | (252,986,267) |
| | Less: Dividend fro the year 2021-2022 | - | (2,070,000) |
| | | <u>(277,440,878)</u> | <u>(255,056,267)</u> |
| | Add: Profit/(Loss) during the year | (7,833,730) | (22,384,611) |
| | | <u>(285,274,608)</u> | <u>(277,440,878)</u> |
| 9.00 Non-Current Liabilities | | 1,114,982,775 | 1,110,864,328 |
| | This is made up as follows: | | |
| | 9.01 Loan from National Bank | 236,006,994 | 236,007,959 |
| | 9.02 Other Liabilities | 65,265,318 | 61,145,906 |
| | 9.03 Lease Liabilities | 154,129 | 154,129 |
| | 9.04 Deferred Tax Liability | 813,556,334 | 813,556,334 |
| | 9.05 Other Loan | 34,500,000 | - |
| | | <u>1,114,982,775</u> | <u>1,110,864,328</u> |
| 9.01 Loan from National Bank | | 236,006,994 | 236,007,959 |
| | The above loan facility has been taken from National Bank Ltd., Mohakhali Branch, Dhaka and secured by motgaged properties, first charge on fixed and floating assets of the Company and personal guarantee of all the Directors of the Company. The amount of Tk. 2100.00 lac has been paid in one trench to Agrani Bank, BAF Branch, Dhaka Cantanment Dhaka for full adjustment of full loan liabilities of the Company after adjusting all interest liabilities and rest has been used for reservation of all old and silted ponds of the project. Rate of interest is 9% at quarterly basis to be paid in one trench with term loan after 3 years. The balance is made under the head given below: | | |
| | Loan Limit | 240,000,000 | - |
| | The Balance has been arrived at as follows: | | |
| | Opening Balance | 236,007,959 | 236,007,959 |
| | Add: Addition during the year | - | - |
| | | <u>236,007,959</u> | <u>236,007,959</u> |

| | Amount (Tk.) 30.06.2024 | Amount (Tk.) 30.06.2023 |
|---|----------------------------|----------------------------|
| 9.02 Other Liabilities | 65,265,318 | 61,145,906 |
| It represents the total balance of Interest Payable on National Bank Ltd. on 30th June, 2024. This is made up as follows: | | |
| Opening Balance | 61,145,906 | 32,389,446 |
| Interest Accrued during the year as per Bank's Statement | 4,119,412 | 28,756,460 |
| Add: New Addition during the quarter as on 31.08.2023 | 967,807 | 50,000 |
| Add: New Addition during the quarter as on 30.09.2023 | 62,046 | 11,676,118 |
| Add: New Addition during the quarter as on | - | 17,030,342 |
| Add: New Addition during the quarter as on 31.12.2023 | 967,807 | - |
| Add: New Addition during the quarter as on 31.12.2023 | 62,046 | - |
| Add: New Addition during the quarter as on 31.03.2024 | 967,807 | - |
| Add: New Addition during the quarter as on 31.03.2024 | 62,046 | - |
| Add: New Addition during the quarter as on 30.06.2024 | 967,807 | - |
| Add: New Addition during the quarter as on 30.06.2024 | 62,046 | - |
| | <u>65,265,318</u> | <u>61,145,906</u> |
| 9.03 Lease Liabilities | 154,129 | 154,129 |
| It represents the total balance of Lease Liabilities as on 30th June, 2024. | | |
| 9.04 Deferred Tax Liability | 813,556,334 | 813,556,334 |
| The Company has recognized Deferred Tax Liabilities on Revaluation Surplus Compleing IAS-12. | | |
| The Company did not recognize by any Deferred Tax Liabilities arising from temporary differences between carrying value of asset for accounting or tax purposes. The Company has taken recourse in compliance of deferred tax through a negotiation process with the appellate division of National Board of Revenue (NBR) to determine the tax base of their assets. Due to this ongoing issue, the Company has not received tax assessments from NBR for a significant number of years. As a result, the Company is unable to calculate the difference (if any) between accounting and tax carrying value. Once the issue is resolved, management will make an assessment whether there are any temporary differences which would cause the recognition of a deferred tax liability or asset. | | |
| This is made up as follows: | | |
| Revaluation Surplus | 15% | 15% |
| Add: Prior year Deferred Tax Liabilities for Revaluation | 813,556,334 | 813,556,334 |
| | <u>813,556,334</u> | <u>813,556,334</u> |
| 9.05 Other Loan | 34,500,000 | - |
| The above loan has been taken from M/s. Faith Trading as on 30th June,2024. | | |
| 10.00 Current Liabilities & Provisions | 19,493,870 | 19,937,800 |
| This is made up as follows: | | |
| 10.01 Reserve for Dividend Declared for the year ended -2002 | 13,786,000 | 13,786,000 |
| 10.02 Dividend Payable/Unclaimed Dividend | 1,356,739 | 1,657,948 |
| 10.03 Tax Payablee (Deduction on Dividend) | 218,148 | 218,148 |
| 10.04 Liabilities for Expenses | 3,572,828 | 4,034,878 |
| 10.05 Provision for Income Tax | 560,155 | 240,826 |
| | <u>19,493,870</u> | <u>19,937,800</u> |
| 10.01 Reserve for Dividend Declared for the year-2002 | 13,786,000 | 13,786,000 |
| It represents the total balance of Undistributed Dividend as on 30th June, 2024. | | |

| | Amount (Tk.) 30.06.2024 | Amount (Tk.) 30.06.2023 |
|---|----------------------------|----------------------------|
| 10.02 Dividend Payable/Unclaimed Dividend | 1,356,739 | 1,657,948 |
| This is made up as follows: | | |
| Opening Balance | 1,657,948 | - |
| Add: During the year | - | 2,070,000 |
| | <u>1,657,948</u> | <u>2,070,000</u> |
| Less: Dividend Tax | - | 218,148 |
| Net Payable | 1,657,949 | 1,851,853 |
| Less: Payment during the year | 301,210 | 193,905 |
| | <u>1,356,739</u> | <u>1,657,948</u> |
| 10.03 Tax Payable/Deduction on Dividend | 218,148 | 218,148 |
| This is made up as follows: | | |
| Opening Balance | 218,148 | - |
| Add: During the year | - | 218,148 |
| | <u>218,148</u> | <u>218,148</u> |
| Less: Payment during the year | - | - |
| | <u>218,148</u> | <u>218,148</u> |
| 10.04 Liabilities for Expenses | 3,572,828 | 4,034,878 |
| This is made up as follows: | | |
| Liabilities against Professional Fees | 115,000 | 115,000 |
| Rent, Taxes & Insurance (Office Rent+Service Charge) | 56,000 | 56,000 |
| Rent, Taxes & Insurance (Land & UP Taxes) | - | - |
| Electricity Bill | - | - |
| Listing Fees | 2,015,678 | 2,015,678 |
| Salaries & Benefit | 715,650 | 954,200 |
| Wages & Salary of Sales Men | 209,400 | 279,200 |
| Wages & Salary of Direct Labour | 461,100 | 614,800 |
| | <u>3,572,828</u> | <u>4,034,878</u> |
| 10.05 Provision for Income Tax | 560,155 | 240,826 |
| This is made up as follows: | | |
| Opening Balance | 240,826 | 189,504 |
| Add: Provision for the year | 344,329 | 205,020 |
| | <u>585,155</u> | <u>394,524</u> |
| Less: Payment during the year | 25,000 | 153,698 |
| | <u>560,155</u> | <u>240,826</u> |
| Note: The Company calculated tax provision as minimum tax @ 0.6% of total income. | | |
| 11.00 Revenue (Turn Over) | 57,388,220 | 34,073,410 |

This is made up as follows:

| Particulars | Rate | Qty. | Amount (Tk.) | Amount (Tk.) |
|---------------------------------|---------------|---------|-------------------|-------------------|
| Cattle | - | - | - | 791,959 |
| Rui (Ton) | 16.18 | 160,250 | 2,592,845 | 1,480,320 |
| Catla (Ton) | 17.18 | 165,230 | 2,921,266 | 1,054,422 |
| Mrigel (Ton) | 23.58 | 155,520 | 3,667,162 | 1,471,608 |
| Common Carp (Ton) | 25.63 | 145,250 | 3,722,758 | 1,264,638 |
| Sarputi (Ton) | 72.24 | 135,360 | 9,778,406 | 4,227,492 |
| Pangas | 94.25 | 120,540 | 11,360,895 | 4,883,400 |
| Telepia (Ton) | 135.53 | 110,260 | 14,943,538 | 12,561,491 |
| Miscellaneous Fish | 13.58 | 103,260 | 1,402,271 | 1,540,800 |
| Miscellaneous Vegetable & Other | - | - | 6,999,079 | 4,797,280 |
| Total | 398.17 | | 57,388,220 | 34,073,410 |

| | | Amount (Tk.) 30.06.2024 | Amount (Tk.) 30.06.2023 | | |
|-------|--|----------------------------|----------------------------|---------------------|---------------------|
| 12.00 | Cost of Goods Sold | 49,138,340 | 20,919,315 | | |
| | This is made up as follows: | | | | |
| | Cost of Raw Materials | 40,201,370 | 19,773,534 | | |
| | Salary & Wages Direct Labour | 922,200 | 922,200 | | |
| | Salary & Wages Indirect Labour | 8,586,750 | 6,169,800 | | |
| | Repairs & Maintenance | 336,100 | 291,680 | | |
| | Water, Fuel & Lubricant | 264,534 | 672,185 | | |
| | Indirect Materials | 283,020 | 366,645 | | |
| | Canteen Expenses | 351,538 | 351,127.00 | | |
| | Electricity | 298,380 | 501,106 | | |
| | Pond Cleaning & Repair | - | 203,650.00 | | |
| | Medicine & Pesticide | 457,126 | 600,490 | | |
| | Cost of Production | 51,701,018 | 29,852,417 | | |
| | Less: Change in Finished Goods | 2,562,678 | 8,933,102 | | |
| | Cost of Goods Sold | 49,138,340 | 20,919,315 | | |
| 12.01 | Cost of Raw Materials | 40,201,370 | 19,773,534 | | |
| | This is made up as follows: | | | | |
| | Particulars | Rate | Qty. | Amount (Tk.) | Amount (Tk.) |
| | Opening Stock | 45.37 | 47,958.00 | 2,175,840 | 2,376,600 |
| | Purchase during the year: | | | 40,281,850 | 19,572,774 |
| | Fish Feed | 57.25 | 646,921 | 37,036,250 | 13,932,774 |
| | Cost of Spawn Purchased | 6,000.00 | 540.93 | 3,245,600 | 5,640,000 |
| | Raw Materials available for Use | | | 42,457,690 | 21,949,374 |
| | Less: Closing Stock of Fish Feed | 57.25 | 39,412 | 2,256,320 | 2,175,840 |
| | Raw Materials used during the year | | | 40,201,370 | 19,773,534 |
| 12.02 | Change in Finished Goods Stock | 2,562,678 | 8,933,102 | | |
| | This is made up as follows: | | | | |
| | Trading Stock-Cattle | | | - | - |
| | Trading Stock-Fisheries | | | 21,012,964 | 18,450,286 |
| | | | | 21,012,964 | 18,450,286 |
| | Less: Opening Finished Goods | | | 18,450,286 | 9,517,184 |
| | Change in Finished Goods | | | 2,562,678 | 8,933,102 |
| 13.00 | General & Administrative Expenses | 10,860,269 | 6,149,711 | | |
| | This is made up as follows: | | | | |
| | Salary & Benefits | | | 1,431,300 | 1,431,300 |
| | Stationery & Photocopy | | | 74,653 | 97,362 |
| | Postage, Telegram & Telephone | | | 203,851 | 147,670 |
| | Financial Expenses-Right to Use Asset | | | 36,248 | 36,248 |
| | Depreciation Expenses-Right to Use Assets | | | 131,752 | 131,752 |
| | Depreciation Expenses | | | 8,309,966 | 3,796,198 |
| | Conveyance | | | 468,500 | 308,030 |
| | AGM Expenses | | | 63,155 | 42,560 |
| | Credit Rating | | | 13,800 | - |
| | CDBL | | | - | - |
| | Web Design | | | - | 25,000 |
| | Audit Fee with 15% VAT | | | 115,000 | 115,000 |
| | Bank Charge & Commission | | | 12,044 | 18,591 |
| | | | | 10,860,269 | 6,149,711 |



| | Amount (Tk.) 30.06.2024 | Amount (Tk.) 30.06.2023 |
|--|----------------------------|----------------------------|
| 14.00 Selling & Distribution Expenses | 759,600 | 728,015 |
| This is made up as follows: | | |
| Salary & Wages for Salesmen | 498,000 | 498,000 |
| Packing Materials | 261,600 | 215,640 |
| Cost of Advertisement with 15% VAT | - | 14,375 |
| | <u>759,600</u> | <u>728,015</u> |
| 15.00 Financial Expenses | 4,119,412 | 28,756,460 |
| It represents the Interest on Long Term Loan from National Bank Ltd. as on 30th June, 2024. | | |
| 16.00 Sales of Biological Assets | - | 300,500 |
| This is made up as follows: | | |
| Sales | - | 7,605,500 |
| Less: Book Value of Biological Assets | - | 7,305,000 |
| | <u>-</u> | <u>300,500</u> |
| 17.00 Financial Instruments and related disclosures | (239,006,311) | (239,110,759) |
| IAS 32 "Financial Instruments: Disclosure and Presentation" | | |
| Set out below is a year-end of amounts (Book Value) of all financial assets and liabilities (Financial Instruments) | | |
| Financial Assets: | 574,477 | 932,078 |
| Trade Debtors | - | - |
| Cash & Cash Equivalents | <u>574,477</u> | <u>932,078</u> |
| Financial Liabilities: | (239,580,788) | (240,042,837) |
| Term Loan from National Bank | (236,007,959) | (236,007,959) |
| Liabilities for Expenses | <u>(3,572,828)</u> | <u>(4,034,878)</u> |
| Net Financial Assets/(Liabilities) | <u>(239,006,311)</u> | <u>(239,110,759)</u> |
| 18.00 Net Assets Value Per Share (NAVPS) | 218.93 | 2,193.10 |
| The computation of Net Assets Value per Share (NAVPS) is given below: | | |
| Shareholder Equity Attributable to the Ordinary Shareholders | 4,531,877,954 | 4,539,711,684 |
| Weighted Average Number of Shares | <u>20,700,000</u> | <u>2,070,000</u> |
| Net Assets Value per Share (NAVPS) | <u>218.93</u> | <u>2,193.10</u> |
| Decrease in Net Assets Value per share is due to increase in Current Liabilities. | | |
| 19.00 Basic Earning Per Share (EPS) | (0.38) | (10.81) |
| The computation of Basic Earning per Share (EPS) is given below: | | |
| Profit Attributable to Ordinary Shareholders | (7,833,730) | (22,384,611) |
| Weighted Average Number of Ordinary Shares | <u>20,700,000</u> | <u>2,070,000</u> |
| Basic Earning Per Share | <u>(0.38)</u> | <u>(10.81)</u> |
| The total sales (revenue) of the Company has been increase but the financial expenses have been increased and due to which EPS has been decreased. | | |
| 20.00 Net Operating Cash Flows Per Share (NOCFPS) | 0.09 | 0.54 |
| The computation of Net Operating Cash Flows per Share(NOCFPS) is given below: | | |
| Net Operating Cash Flows Attributable to the Ordinary | 1,809,769 | 1,111,430 |
| Weighted Average Number of Ordinary Shares | <u>20,700,000</u> | <u>2,070,000</u> |
| Net Operating Cash Flows Per Share | <u>0.09</u> | <u>0.54</u> |

Significant difference in NOCFPS in between current year's and last year's is due to increase in payment of production materials.

21.00 **Clause 5(2) (e) of Notification No. BSEC/CMRRCD/2006-158/208/Admin/81, dated 20.06.2019:**
Reconciliation of Net Operating Cash Flow under Indirect Method:

| Particulars | Amount (Tk.) 30.06.2024 | Amount (Tk.) 30.06.2023 |
|---|----------------------------|----------------------------|
| Net Profit before Tax | (7,489,401) | (22,169,592) |
| Depreciation | 138,006,744 | 3,796,198 |
| IFRS-16 | - | 168,000 |
| Rent Paid | - | (168,000) |
| Interest Non Paid | - | 28,756,460 |
| Loss/(Gain) Non Sales | - | (310,500) |
| Tax Paid | (344,329) | (153,698) |
| Changes in Inventories | (2,643,158) | (8,732,342) |
| Provision for Income | (319,329) | - |
| Liabilities for Expenses | (462,050) | (75,097) |
| Other Liabilities | (4,119,412) | - |
| Net Cash Generated from /(Used in) Operating Activities | <u>1,809,769</u> | <u>1,111,430</u> |

22.00 **Related Party Transactions**

In accordance with paragraph 19 of IAS 24 Related Party Disclosures, the following matters has been disclosed in the following sequential order:

(i) **Parent and Ultimate Controlling Party**

There is no such parent company as well as ultimate holding company/controlling party of the company.

(ii) **Entities with joint control of, or significant influence over**

There is no joint control of, or significant influence over the Company.

(iii) **Subsidiaries**

There are no subsidiaries of the company.

(iv) **Associates**

There is no Associate Company of the entity (company).

(v) **Joint Venture in which the Entity is a Joint Venturer**

The Company has not entered into Joint Venture Agreement in which the company is a Joint Venturer.

(vi) **Transactions with key management personnel and their compensation**

(a) Loans to Director

During the year, no loan was given to the directors of Company

(b) Key Management Personnel and their Compensation

There is no compensation other than the management and their designated personnel of the company are considered as key management personnel and compensation of that personnel is disclosed below as required by paragraph 17 of IAS 24: Related Party Disclosures:

| Particulars | Amount (Tk.) 30.06.2024 | Amount (Tk.) 30.06.2023 |
|------------------------------|----------------------------|----------------------------|
| Salary, Wages & Benefit | 10,516,050 | 8,099,100 |
| Board Meeting Attendance Fee | - | - |
| | <u>10,516,050</u> | <u>8,099,100</u> |

(vii) **Other Related Party Transactions**

During the period, the Company has not carried out a number of transactions with related parties in the normal course of business.

23.00 **Capital Expenditure Commitment**

There was no Capital Expenditure by the Company.



24.00 **Payment of Foreign Currency**

There was no Foreign Currency payment by the Company.

25.00 **Foreign Exchange Earned**

Company has no Foreign Currency income during the year.

26.00 **Commission, Brokerage or Discount against Sales**

No Commission, Brokerage or Discount other than usual trade discount against sales provided by the Company.

27.00 **Credit Facility Not Availed**

There was no credit facility available to the Company under any contract, but not availed as on 30th June, 2024 other than trade credit available in the ordinary course of business.

28.00 **Segment Reporting**

As there is single business and geographic segment within the Company operates as such no segment reporting is felt necessary.

29.00 **Attendance Status of Board Meeting of Directors**

During the year from 01.07.2023 to 30.06.2024 there were 6 Board Meeting were held. The attendance status of all the meetings is as follows:

| Name of Directors | Position | Meeting Held | Festival Bonus |
|---------------------------|-------------------|--------------|----------------|
| Major Mohd. Akhtaruzzaman | Managing Director | 6 | 6 |
| Mrs. Salma Zaman | Director | 6 | 6 |

For Board Meeting, attendance no fees were paid to the Directors of the Company.

30.00 **Disclosures as per Requirement of Schedule XI, Part II of the Companies Act, 1994
(Employee Position as on 30th June, 2024)**

(A) Disclosure as per requirement of Schedule XI, Part II, Notes 5 of Para 3

A(i) Employee Position for Guchihata Aquaculture Frams Limited (As at 30th June, 2024)

| Salary Ranges (Monthly) | Total Employees |
|-------------------------|-----------------|
| Below Tk. 5,000/- | 19 |
| Above Tk. 5,000/- | 10 |
| Total | 29 |

**(B) Disclosure as per requirement of Schedule XI, Part II, Para 4
Payment/Perquisites to Directors and Officers**

| Name of the Directors | Designation | Remuneration | Festival Bonus |
|---------------------------|-------------------|--------------|----------------|
| Major Mohd. Akhtaruzzaman | Managing Director | nil | nil |
| Mrs. Salma Zaman | Director | nil | nil |

B(i) Period of Payment to Directors from 1st July, 2023 to 30th June, 2024. Tk. Nil.

B(ii) The above Directors of the Company did not take any benefit from the Company.

During the year under review:

- (i) No compensation was allowed by the Company to the Chief Executive Officer of the Company who is also a Director:
- (ii) The rate at which Directors have drawn Board Meeting attendance fees @ Tk. 00.00/- per Director per meeting. The total Board Meeting attendance fee incurred during the year under review was Tk. 00.00 Including VAT.
- (iii) No amount of money was spent by the Company for compensating any member of the board for special services rendered.

- (iv) The money value of the contracts for the sale or purchase of goods and materials or supply of services, entered into by the Company with the managing agent or his associate during the financial year-nil.
- (v) Any other perquisites or benefit in cash or in kind stating-nil.
- (vi) Other allowances and commission including guarantee commission-nil.
- (vii) Pensions, etc.
- 1) Pensions-nil
 - 2) Guarantee-nil
 - 3) Payment from Provident Fund-nil
 - 4) Compensation for Loss of Office-nil
 - 5) Consideration in connection with retirement from office-nil

C. Disclosure as per requirement of Schedule XI, Part II, Para 7

Details of production capacity utilization.

The capacity of the industrial unit are as under:

| Particulars | Production Capacity | Actual Production | Utilization of Capacity (%) | Utilization of Capacity (%) |
|------------------------------|---------------------|-------------------|-----------------------------|-----------------------------|
| i. Dairy Section: | | | | |
| Milk (Ltr.) | 975,361 | - | 0% | 0.054% |
| Ghee (Ltr.) | 1,645 | - | 0% | 0% |
| Heifer (Nos.) | 90 | - | 0% | 0% |
| | 120 | | | |
| Bulls (Nos.) | 175 | - | 0% | 0% |
| ii. Poultry Section: | | | | |
| Day Old Chicks (Nos.) | 2,080,000 | - | 0% | 0% |
| Commercial Eggs (Nos.) | 2,157,294 | - | 0% | 0% |
| Broiler (Nos.) | 152,000 | - | 0% | 0% |
| iii. Fishery Section: | | | | |
| Telapia (Kgs.) | 600,000 | 135,530 | 22.59% | 7.00% |
| White Fish (Kgs.) | 563,258 | 262,640 | 46.63% | 19.94% |
| Carp Fingerlings (Kg.) | 165,000 | - | 0% | 0% |

D. Disclosure as per requirement of Schedule XI, Part II, Para 8

- i. Raw Material Consumed

| Description | Qty. | Amount (Tk.) | % |
|--------------|----------------|-------------------|--------|
| Fish Feed | 645,515 | 36,955,770 | 91.93% |
| Spawn | 540.93 | 3,245,600 | 8.07% |
| Total | 646,056 | 40,201,370 | |

31.00 Disclosure in line with Instruction of Part of Schedule XI

In regard to sundry debtors the following particulars shall be given separately:

(I) Debt considered good in respect of which the company is fully secured

The debtors occurred in the ordinary course of business are considered good and secured. The details of Accounts Receivable are :

| Customers Name | Amount (BDT) |
|----------------|--------------|
| Nil | Nil |
| Nil | Nil |
| Nil | Nil |
| Total | Nil |

(II) Debt considered good for which the company holds no security other than the debtors' personal security

There is no such debt in this respect as on 30th June, 2024.

(III) **Debt considered doubtful or bad**

The Company does not make any provision for doubtful debts as on 30th June, 2024.

(IV) **Debt due by directors or other officers of the Company**

There is no debt in this respect as on 30th June, 2024.

(V) **Debt due by Common Management**

There is no amount due from sister concern under Common Management as on 30th June, 2024.

(VI) **The maximum amount due by directors or other officers of the Company**

There is no such debts in this respect as on 30th June, 2024.

32.00 **Schedule XI, Part II, Para 8(b) & Para 8(d) Foreign Currencies remitted during the year**

During the year under review the company did not remit any amount as dividend, technical know-how, royalty, professional consultation fees, interest and other matters either its shareholder or others.

33.00 **Disclosure for purchase in foreign currency during the year**

Disclosure as per Para 8 of Schedule XI (Ga) to the Companies Act, 1994 regarding purchase made in foreign currency during the year are as follows:

There was no purchase in Foreign Currency.

34.00 **Foreign Earnings/Loss or Gain**

There was no foreign exchange loss/gain during the under audit.

35.00 **Disclosure as per Requirement of Schedule XI, Part II, Para 3**

| Requirements under Condition No. | Compliance status of Disclosure of Schedule XI, Part II, Para 3 |
|--|---|
| 3(i)(a) The Turnover | 57,388,220 |
| 3(i)(b) Commission Paid to Selling Agents (Incentive) | Not Applicable |
| 3(i)(c) Brokerage and discount of Sales, Other than the usual trade discount | Not Applicable |
| 3(i)(d)(i) The value of the raw materials consumed, giving item-wise as possible | 40,201,370 |
| 3(i)(d)(ii) The opening and closing stocks of goods produced | 6,370,424 |
| 3(i) (e) In the case of companies, the purchase made and the opening and closing stocks | 40,281,850 |
| 3(i)(f) In the case of companies rendering or supplying services, the gross income derived from services rendered or supplied | Not Applicable |
| 3(i)(g) Opening and closing stocks, purchases, sales and consumption of raw materials with value and quantity break up for the Company, which falls under one or more categories i.e. manufacturing and/or trading | Please See the Note No.-11.00 & 12.00 |
| 3(i)(h) In the case of other companies, the gross income derived under different heads | Not Applicable |
| 3(i)(i) Work-in-progress, which have been completed at the commencement and at the end of the accounting period | Not Applicable |
| 3(i)(j) Provision for depreciation, renewals or diminution in value of fixed assets | 8,309,966 |
| 3(i)(k) Interest on the debenture paid or payable to the Managing Director, Managing Agent and the Manager | Not Applicable |
| 3(i)(l) Charge for income tax and other taxation on profits | Complied |
| 3(i)(m) Reserved for repayment of share capital and repayment of loans | Not Applicable |
| 3(i)(n)(i) Amount set aside or proposed to be set aside, to reserves, but not including provisions made to meet any specific liability, contingency or commitment, known to exist at the date as at which the balance sheet is made up | Not Applicable |
| 3(i)(n)(ii) Amount withdrawn from above mentioned reserve | Not Applicable |
| 3(i)(o)(i) Amount set aside to provisions made for meeting specific liabilities, contingencies of commitments. | Not Applicable |

| | |
|--|----------------|
| 3(i)(o)(ii) Amount withdrawn from above mentioned provisions, as no longer required. | Not Applicable |
| 3(i)(p) Expenditure incurred on each of the following items, seperately for each item: | Not Applicable |
| 3(i)(p)(i) Consumption of stores and spare parts | Not Applicable |
| 3(i)(p)(ii) Power and Fuel | 264,534 |
| 3(i)(p)(iii) Rent | |
| 3(i)(p)(iv) Repairs of Buildings | - |
| 3(i)(p)(v) Repairs of Machinery | 336,100 |
| 3(i)(p)(vi) Other include: | 283,020 |
| 3(i)(p)(vi)(1) Salaries, wages and bonus | 10,516,050 |
| 3(i)(p)(vi)(2) Contribution to provident and other funds | Complied |
| 3(i)(p)(vi)(3) Workmen and staff welfare expenses to the extent not adjusted from any | Not Applicable |
| 3(i)(p)(vi)(4) Any previous provision or reserve. | Not Applicable |

D. Disclosure of Advances, Deposits and Pre-payments of Schedule XI of the Companies Act, 1994:

The details break-up of Advances, Deposits and Pre-payments as per requirement of Schedule XI of the Companies Act, 1994 as stated below:

| Particulars | Amount (Tk.) | Amount (Tk.) |
|---|--------------|--------------|
| | 30.06.2024 | 30.06.2023 |
| Advances, Deposits and Pre-payments exceeding 6 months | Nil | Nil |
| Advances, Deposits and Pre-payments not exceeding 6 months | Nil | Nil |
| Other Advances, Deposits & Pre-payments less provision | Nil | Nil |
| Advances, Deposits and Pre-payments considered good and secured | Nil | Nil |
| Advances, Deposits and Pre-payments considered goods without security | Nil | Nil |
| Advances, Deposits and Pre-payments considered doubtful or bad | Nil | Nil |
| Advances, Deposits and Pre-payments due by Directors | Nil | Nil |
| Advances, Deposits and Pre-payments due by Employees and others | Nil | Nil |
| Advances, Deposits and Pre-payments due from companies under same | Nil | Nil |
| Maximum Advances, Deposits & Pre-payments due by Directors | Nil | Nil |
| Maximum Advances, Deposits & Pre-payments due by Officers at any time | Nil | Nil |
| Total | | |

36.00 **Contingent Assets**

There was no contingent assets as on 30th June, 2024.

37.00 **Remittance of Dividend**

As there were no non-resident shareholders, no dividend was remitted to or received from abroad.

38.00 **Approval of the Financial Statements**

These financial statements were authorized for issue in accordance with a resolution of the Company's Board of Directors on 21st November, 2024.

39.00 **Date of Authorization**

The Board of Directors have authorized these financial statements for public issue on 21st November, 2024.

40.00 **Subsequent Disclosure of Events after the Balance Sheet Date -Under IAS 10**

There is no non-adjusting post balance sheet event of such importance, non disclosure of which would affect the ability to the users of the financial statements to proper evaluation and decision.

41.00 **General Comments and Observations:**

All shares have been fully called and paid up.

Auditors' are paid only statutory audit fees.

No foreign exchange remitted to the relevant shareholders during the period under audit.

No amount of money was expended by the company for compensating any members of the Board for special service.

There was no bank gurantee issued by the Company on behalf of Directors.



GACHIHATA AQUACULTURE FARMS LIMITED
SCHEDULE OF PROPERTY, PLANT AND EQUIPMENT AS ON 30TH JUNE, 2024

| Particulars | Cost | | Rate of Dep. | Depreciation | | Written Down Value as on 30.06.2024 | Written Down Value as on 30.06.2023 |
|---------------------------------|----------------------------|--------------------------|--------------|------------------------|-------------------------|-------------------------------------|-------------------------------------|
| | Opening Balance 01.07.2023 | Addition during the year | | Total as on 30.06.2024 | Charged during the year | | |
| Land & Building: | | | | | | | |
| Land and Land Development | 46,378,539 | - | 0% | - | - | 46,378,539 | 46,378,539 |
| Pond Excavation | 98,662,565 | - | 0% | - | - | 98,662,565 | 98,662,565 |
| Building & Construction | 91,136,134 | - | 5% | 1,380,229 | 64,911,789 | 26,224,345 | 27,604,574 |
| Pond Re-excavation | 69,602,227 | 35,750,800 | 10% | 6,618,638 | 45,785,288 | 59,567,739 | 30,435,577 |
| Sub Total | 305,779,465 | 35,750,800 | | 7,998,866 | 110,697,076 | 230,833,189 | 203,081,255 |
| Plant & Machinery: | | | | | | | |
| Machinery & Equipment | 24,408,600 | - | 10% | 274,424 | 21,938,782 | 2,469,818 | 2,744,242 |
| Sub Total | 24,408,600 | - | | 274,424 | 21,938,782 | 2,469,818 | 2,744,242 |
| Furniture & Fixture: | | | | | | | |
| Furniture & Fixture | 2,377,265 | - | 10% | 17,765 | 2,217,378 | 159,887 | 177,653 |
| Office Equipment | 1,771,228 | - | 15% | 17,447 | 1,672,364 | 98,864 | 116,310 |
| Sub Total | 4,148,493 | - | | 35,212 | 3,889,742 | 258,751 | 293,963 |
| Vehicles: | | | | | | | |
| Car & Motor Cycle | 412,000 | - | 20% | 601 | 409,596 | 2,404 | 3,005 |
| Pick up & Tractor | 1,075,000 | - | 20% | 863 | 1,071,548 | 3,452 | 4,315 |
| Sub Total | 1,487,000 | - | | 1,464 | 1,481,144 | 5,856 | 7,320 |
| Total | 335,823,558 | 35,750,800 | - | 8,309,966 | 138,006,744 | 233,567,614 | 206,126,780 |

Revaluation:

| Particulars | Cost | | Rate of Dep. | Depreciation | | Written Down Value as on 30.06.2024 | Written Down Value as on 30.06.2023 |
|-------------------------|----------------------------|--------------------------|--------------|------------------------|-------------------------|-------------------------------------|-------------------------------------|
| | Opening Balance 01.07.2023 | Addition during the year | | Total as on 30.06.2024 | Charged during the year | | |
| Land & Land Development | 1,259,871,461 | - | 0% | - | - | 1,259,871,461 | 1,259,871,461 |
| Pond Excavation | 4,163,837,435 | - | 0% | - | - | 4,163,837,435 | 4,163,837,435 |
| Total | 5,423,708,896 | - | | - | - | 5,423,708,896 | 5,423,708,896 |
| Grand Total | 5,759,532,454 | 35,750,800 | | 8,309,966 | 138,006,744 | 5,657,276,509 | 5,629,835,676 |

